




LIGHTING

MADE IN ENGLAND

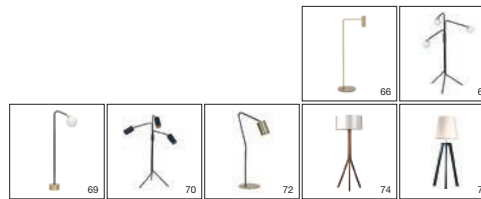
PENDANT



TABLE



FLOOR



WALL



## PENDANT



**LUCID 200 PENDANT**  
honed alabaster  
oxidised silvered brass base  
designer Michaël Verheyden

**LUCID 300 PENDANT**  
(right)  
honed alabaster  
oxidised silvered brass base  
designer Michaël Verheyden



**LUCID 200 FLUSH**  
(above)

**LUCID 300 FLUSH**  
honed alabaster  
oxidised silvered brass base  
designer Michaël Verheyden





**IVY PENDANT 8**

bronze with satin brass details and smoked glass shades

bronze with satin brass details and opal glass shades

**IVY VERTICAL 4**

(right)

bronze with satin brass details and smoked glass shades  
bronze with satin brass details and opal glass shades

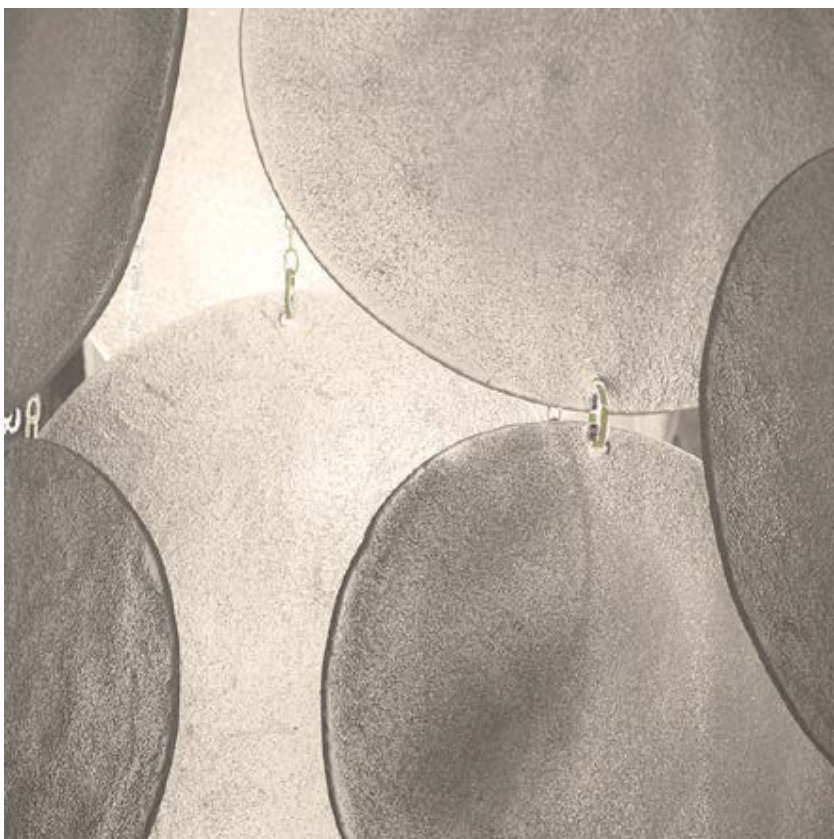


**IVY HORIZONTAL 3**

(above)

bronze with satin brass details and smoked glass shades  
bronze with satin brass details and opal glass shades





**NIMBUS CASCADE**  
satin brass  
handmade glass





**NIMBUS**  
(shown)

**NIMBUS MEDIUM**  
satin brass  
handmade glass

photo courtesy of Meridiani at Salone del Mobile 2016 - design Andrea Parisio

**SASHA**  
(right)  
satin brass  
handmade glass



**ALTO**  
(above)  
satin brass with antique brass chain  
handmade glass





**RING**  
**RING CLUSTER 4**  
**RING CLUSTER 5**  
satin brass  
bronze



**FLOREN FOUR ARM**  
(right)  
ribbed glass  
antique brass



**FLOREN TWO ARM**  
(above)  
ribbed glass  
antique brass





**ARRAY OPAL LARGE**

(top)

bronze with satin brass details and opal glass shades

**ARRAY OPAL**

(middle and opposite)

bronze with satin brass details and opal glass shades

bronze with satin nickel details and opal glass shades

polished nickel and opal glass shades

**ARRAY OPAL MINI**

(bottom)

bronze with satin brass details and opal glass shades

bronze with satin nickel details and opal glass shades

polished nickel and opal glass shades





**ARRAY COTTON**  
(with drop rod extension)  
bronze with satin brass details and black/gold shades



**ARRAY COTTON LARGE**

(top)

bronze with satin brass details and black/gold shades

**ARRAY COTTON**

(middle)

bronze with satin brass details and black/gold shades

bronze with satin nickel details and black/silver shades

polished nickel and dove grey/dark grey shades

**ARRAY COTTON MINI**

(bottom and opposite)

bronze with satin brass details and black/gold shades

bronze with satin nickel details and black/silver shades

polished nickel and dove grey/dark grey shades



**LUNAR LARGE**  
(right)  
**LUNAR MEDIUM**  
bronze with satin brass  
hand rolled



**CARAPACE**  
(above)  
bronze with satin brass  
opal glass shade





- SOLARIS 1100**  
(top)  
satin brass or satin stainless steel  
cut glass
- SOLARIS 700**  
(middle)  
satin brass or satin stainless steel  
cut glass
- SOLARIS 500**  
(bottom)  
satin brass  
cut glass
- SOLARIS TWIN**  
(opposite)  
satin brass or satin stainless steel  
cut glass



**RAYON**  
(right)  
bronze and satin brass  
designer Stéphane Parmentier



**SOLARIS LONGLIGHT**  
(above)  
satin brass or satin stainless steel  
cut glass



**ORB**  
(right)  
satin brass  
opal glass shades



**CROSS**  
(above)  
polished or satin nickel cross  
dove grey silk shade





**MEZZO**  
satin brass or satin nickel  
opal glass shades



**ROLLO**  
(above)  
**ROLLO CLUSTER 10**  
**ROLLO CLUSTER 19**  
(right)  
bronze and satin brass



**PARAGON**  
(right)  
bronze  
bevelled glass



**APOLLONAIRE SHALLOW**  
(above)  
**APOLLONAIRE LARGE**  
black cotton with gold lining  
ivory cotton with silver lining



**POLO MEDIUM**  
(right)  
ivory or dove grey silk  
polished or satin nickel metalwork

**POLO LARGE**  
ivory cotton  
polished or satin nickel metalwork



**MEZZO FLUSH**  
(above)

**MEZZO FLUSH LARGE**  
satin brass or polished nickel  
opal glass shade  
IP44



**GLINT**  
**GLINT LARGE**  
(right)  
slate grey silk  
cut glass



**GIO**  
(above)  
polished brass or polished nickel  
dove grey silk shades





**OTERO LARGE**  
**OTERO SMALL**  
satin copper  
designer Larose Guyon



## TABLE



**LUCID 200**  
honed alabaster  
oxidised silvered brass base  
designer Michaël Verheyden

**LUCID 300**  
honed alabaster  
oxidised silvered brass base  
designer Michaël Verheyden

**ARRAY TWIN**  
(right)  
bronze with satin brass base  
opal glass shades



**ARRAY**  
(above)  
bronze with satin brass base  
satin nickel with satin nickel base  
opal glass shade  
photo courtesy of Siltec



**COLUMBO**  
(right)  
grey alabaster and satin brass base  
(natural colour/markings vary)  
dove grey silk shade



**PLUTO**  
(above)  
polished black marquina marble  
polished red laguna marble  
polished white carrara marble  
large opal glass shade



**BRAQUE**  
bronze or antique brass base  
dove grey or slate grey silk shade

**HERON**  
(right)  
satin brass  
movable head  
designer Michaël Verheyden  
photo courtesy of Meridiani - design Andrea Parisio



**MOON**  
(above)  
bronze base  
handblown bronze tinted glass shade  
opal diffuser (shown) or filament bulb



**ACROPOLIS**  
(right)  
white alabaster  
(natural markings vary)  
black steel detail



**RAYON**  
(above)  
bronze and satin brass  
designer Stéphane Parmentier





**RING**  
bronze or satin brass base  
dove grey silk shade



**STELLA**  
(right)  
bronze and brass with satin black base  
dove grey silk, slate grey silk or white linen shade



**DECO**  
(above)  
satin brass or satin nickel base  
dove grey silk, slate grey silk or white linen shade



## FLOOR



**HERON**  
satin brass with honed black marquina marble base  
satin brass with satin brass base  
designer Michaël Verheyden



**OSCAR**

(right)

bronze with satin brass base

satin brass with satin brass base

large opal glass shade

photo courtesy of Meridiani at Salone del Mobile 2016 - design Andrea Parisio



**ARRAY OPAL**

(above)

bronze with satin brass details and opal glass shades

bronze with satin nickel details and opal glass shades

polished nickel and opal glass shades





**ARRAY COTTON**

bronze with satin brass details and black/gold shades  
bronze with satin nickel details and black/silver shades  
polished nickel and dove grey/dark grey shades



**PIERRE**  
bronze with satin brass base  
satin brass with sand linen shade  
movable head





**TRICO**  
solid walnut base  
dove grey silk shade  
designers Richard Shed and Sam Johnson



**METTA**  
wenge finish solid wood base  
ivory cotton shade

WALL



**TRIPTYQUE**  
antique brass with opal glass shades  
(above)  
polished brass with opal glass shades  
(right)





**LUCID 200**  
(shown)  
**LUCID 300**  
honed alabaster  
oxidised silvered brass base  
designer Michaël Verheyden

**WHISTLER**  
(right)  
handmade glass with satin brass details  
handmade glass with polished nickel details  
|P44



**CONSTELLATION**  
(above)  
polished brass





**NIMBUS**  
bronze or satin brass  
handmade glass



**RING TALL**  
(right)  
satin brass  
bronze  
satin stainless steel



**RING**  
(above)  
satin brass  
bronze  
satin stainless steel





**GRACE**  
matt black with satin brass  
designer Stéphane Parmentier



**BIG BULB OPAL**  
(right)  
polished brass or polished nickel  
opal glass shade



**BIG BULB WALL**  
(above)  
polished brass with red twisted silk flex  
polished nickel with black twisted silk flex  
designer Loris Sensolini



**ARRAY SINGLE OPAL**

(right)

bronze with satin brass details and opal glass shade



**ARRAY TWIN OPAL**

(above)

bronze with satin brass details and opal glass shades  
bronze with satin nickel details and opal glass shades  
polished nickel and opal glass shades



**HERON**  
(right)  
satin brass  
movable head with switch  
designer Michaël Verheyden



**ARRAY TWIN COTTON**  
(above)  
bronze with satin brass details and black/gold shades  
bronze with satin nickel details and black/silver shades  
polished nickel and dove grey/dark grey shades



**STELLA**  
(right)  
bronze with satin brass  
polished nickel with satin nickel  
dove grey or slate grey shade



**RAYON**  
(above)  
bronze and satin brass  
designer Stéphane Parmentier



**MEZZO FLUSH**  
(right)  
satin brass or polished nickel  
opal glass shade  
IP44




**MEZZO FLUSH LARGE**  
(above)  
satin brass or polished nickel  
large opal glass shade  
IP44



**CAPSULE**  
(right)  
gold lacquered  
designer Autoban



**HOXTON**  
(above)  
antique brass  
designer Autoban




**PIERRE**  
(right)  
satin brass with sand linen shade



**ABSTRACT**  
(above)  
satin nickel or satin brass



**DECO MINI**  
(right)  
satin brass or satin nickel



**DECO**  
(above)  
satin brass or satin nickel



**GILDED**  
(right)  
silver or gold leaf on bronze base



**WALLWASH**  
(above)  
dove grey silk shade



# TECHNICAL PENDANT

Additional drop rod/flex extensions are available on all pendants.

Please note that some pendants need a minimum distance between the ceiling and the top of the fitting (as highlighted on the drawings).

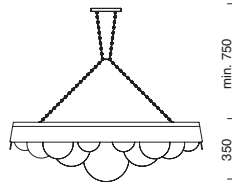
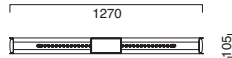
The maximum bulb wattage is shown for all of the lights.

All dimensions are in mm.

Please contact us for further information.



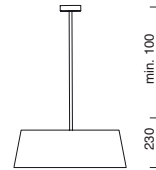
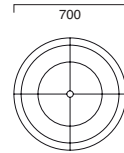
**ALTO** (p18)



G9 mains halogen – 5 x 25W  
Weight 30kg (66lbs)



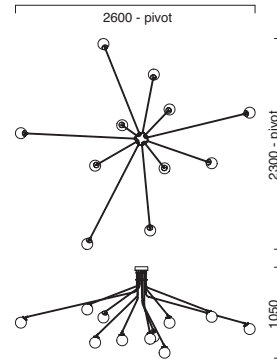
**APOLLONAIRE SHALLOW** (p42)



E27 – 1 x 100W  
Weight 2.6kg (6lbs)



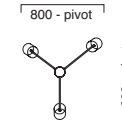
**ARRAY LARGE OPAL** (p24)



G9 mains halogen – 11 x 25W  
Weight 20kg (44lbs)



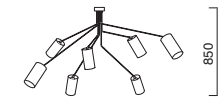
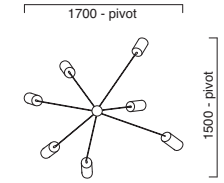
**ARRAY MINI COTTON** (p29)



E27 – 3 x 25W  
Weight 5kg (11lbs)



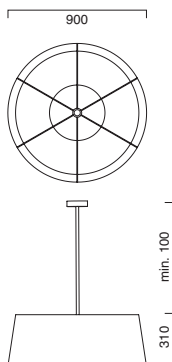
**ARRAY COTTON** (p26)



E27 – 7 x 25W  
Weight 12kg (26.5lbs)



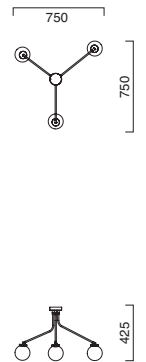
**APOLLONAIRE LARGE** (p42)



E27 – 2 x 100W  
Weight 3.6kg (8lbs)



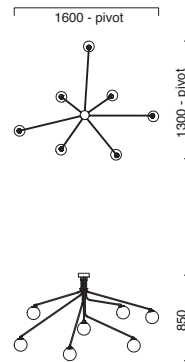
**ARRAY MINI OPAL** (p24)



G9 mains halogen – 3 x 25W  
Weight 7kg (15lbs)



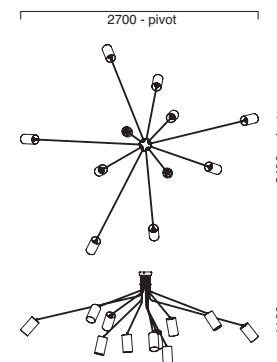
**ARRAY OPAL** (p24)



G9 mains halogen – 7 x 25W  
Weight 15kg (33lbs)



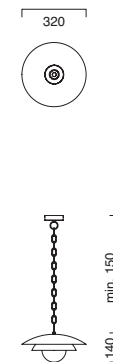
**ARRAY LARGE COTTON** (p28)



E27 – 11 x 25W  
Weight 15kg (33lbs)



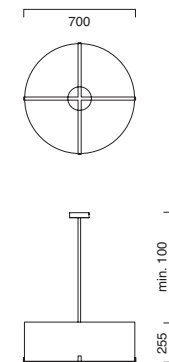
**CARAPACE** (p30)



G9 mains halogen – 1 x 25W  
Weight 5kg (11lbs)



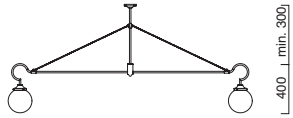
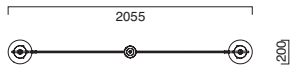
**CROSS** (p36)



E27 – 4 x 100W  
Weight 6.2kg (13.5lbs)



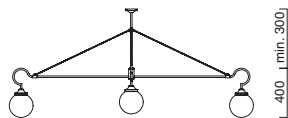
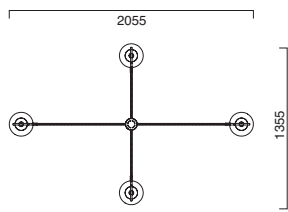
**FLOREN TWO ARM** (p22)



E27 - 2 x 60W  
Weight 5kg (11lbs)



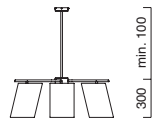
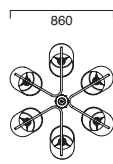
**FLOREN FOUR ARM** (p23)



E27 - 4 x 60W  
Weight 7kg (15lbs)



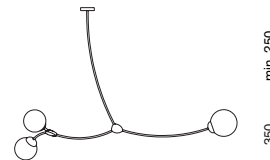
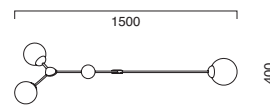
**GIO** (p46)



E27 - 6 x 40W  
Weight 4.8kg (10lbs)



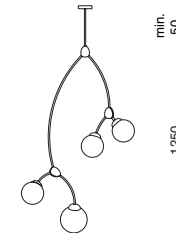
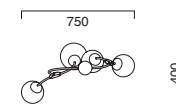
**IVY HORIZONTAL 3** (p12)



E14 - 3 x 25W  
Weight 5kg (11lbs)



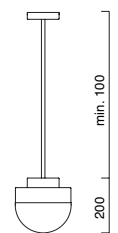
**IVY VERTICAL 4** (p13)



E14 - 4 x 25W  
Weight 6kg (13lbs)



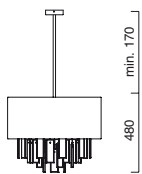
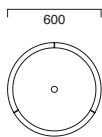
**LUCID 200** (p6)



E14 - 1 x 8W LED  
Weight 5kg (11lbs)



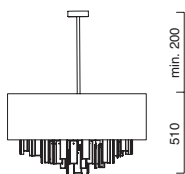
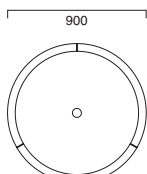
**GLINT** (p47)



GU10 mains halogen - 1 x 50W  
Weight 8kg (17.5lbs)



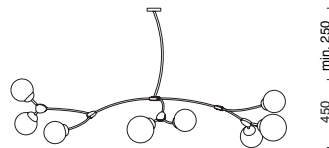
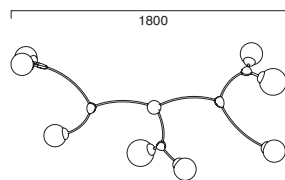
**GLINT LARGE** (p47)



GU10 mains halogen - 4 x 50W  
Weight 21kg (46lbs)



**IVY PENDANT 8** (p10)



E14 - 8 x 25W  
Weight 12kg (26.5lbs)



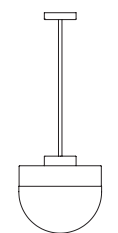
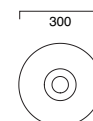
**LUCID 200 FLUSH** (p8)



E14 - 1 x 8W LED  
Weight 4kg (9lbs)



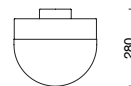
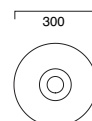
**LUCID 300** (p9)



E14 - 1 x 8W LED  
Weight 10kg (22lbs)



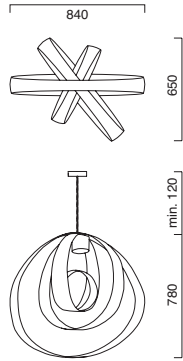
**LUCID 300 FLUSH** (p8)



E14 - 1 x 8W LED  
Weight 9kg (20lbs)



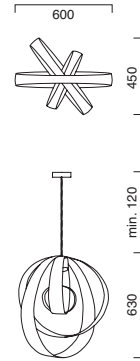
**LUNAR LARGE** (p31)



E27 – 1 x 60W  
Weight 17kg (37.5lbs)



**LUNAR MEDIUM** (p31)



GU10 mains halogen – 1 x 25W  
Weight 8kg (17.5lbs)



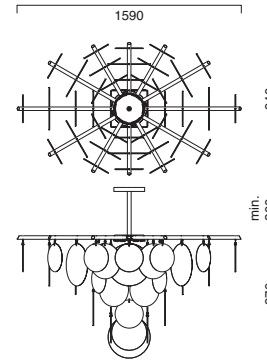
**MEZZO** (p38)



G9 mains halogen – 1 x 25W  
Weight 1kg (2.2lbs)



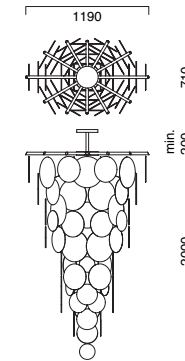
**NIMBUS** (p16)



E27 – 8 x 60W  
Weight 55kg (121lbs)



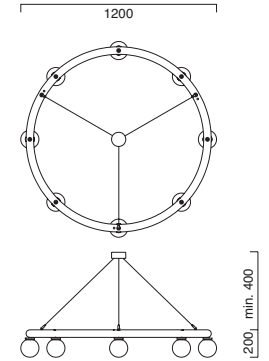
**NIMBUS CASCADE** (p14)



E27 – 14 x 60W  
with GU10 mains halogen – 2 x 50W  
Weight 100kg (220lbs)




**ORB** (p37)



G9 mains halogen – 8 x 25W  
Weight 11kg (24lbs)




**MEZZO FLUSH** (p44)



G9 mains halogen – 1 x 25W  
IP44  
Weight 1kg (2.2lbs)



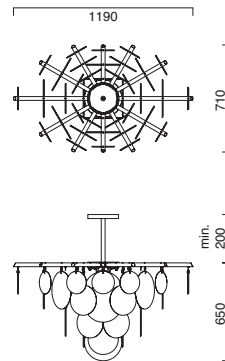
**MEZZO FLUSH LARGE** (p44)



G9 mains halogen – 1 x 25W  
IP44  
Weight 1.5kg (3.3lbs)



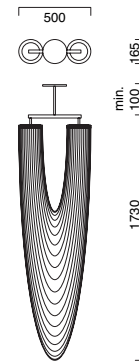
**NIMBUS MEDIUM** (p16)



G9 mains halogen – 4 x 60W  
Weight 42kg (92.5lbs)



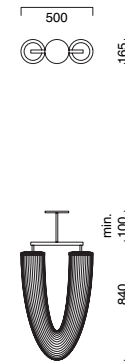
**OTERO LARGE** (p48)



Integrated LED – 17.8W  
Weight 6.8kg (15lbs)



**OTERO SMALL** (p48)



Integrated LED – 17.8W  
Weight 6.8kg (15lbs)



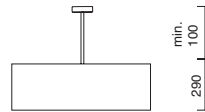
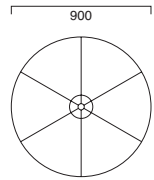
**PARAGON** (p43)



E27 – 1 x 60W  
Weight 7kg (15lbs)



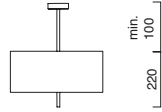
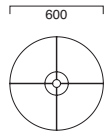
**POLO LARGE** (p45)



E27 - 3 x 100W  
Weight 4kg (9lbs)





**POLO MEDIUM** (p45)



E27 - 1 x 100W  
Weight 2kg (4.5lbs)



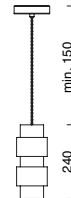
**RAYON** (p35)



Integrated LED - 118W  
Weight 45kg (99lbs)




**RING** (p20)



E14 - 1 x 6W LED  
Weight 2kg (4.5lbs)



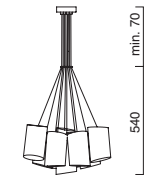
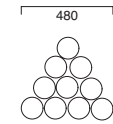
**ROLLO** (p40)



GU10 mains halogen - 1 x 50W  
Weight 1kg (2.2lbs)



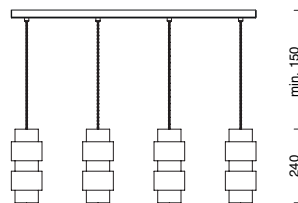

**ROLLO CLUSTER 10** (p41)



GU10 mains halogen - 1 x 50W  
With G9 mains halogen - 9 x 25W  
Weight 11kg (24lbs)



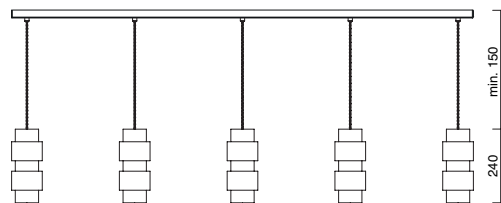

**RING CLUSTER 4** (p20)



E14 - 4 x 6W LED  
Weight 12kg (26.5lbs)



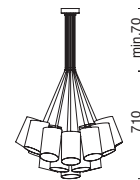
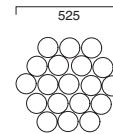
**RING CLUSTER 5** (p20)



E14 - 5 x 6W LED  
Weight 18kg (40lbs)



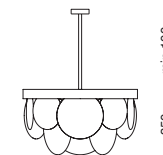
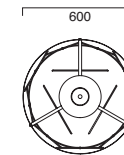
**ROLLO CLUSTER 19** (p41)



GU10 mains halogen - 7 x 50W  
With G9 mains halogen - 12 x 25W  
Weight 19kg (42lbs)



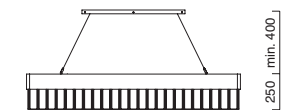
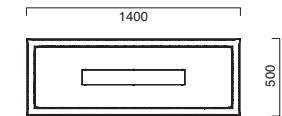
**SASHA** (p19)



G9 mains halogen - 3 x 40W  
Weight 20kg (44lbs)



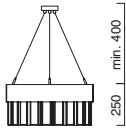
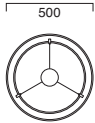
**SOLARIS LONGLIGHT** (p34)



G9 mains halogen - 20 x 18W  
Weight 40kg (88lbs)



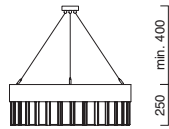
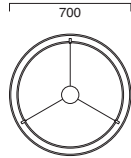
**SOLARIS 500** (p32)



G9 mains halogen – 7 x 18W  
Weight 18kg (40lbs)



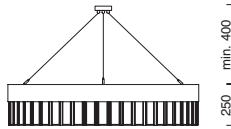
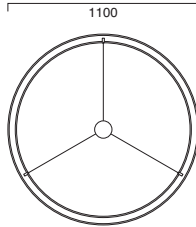
**SOLARIS 700** (p32)



G9 mains halogen – 12 x 18W  
Weight 24kg (53lbs)



**SOLARIS 1100** (p32)



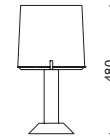
G9 mains halogen – 18 x 18W  
Weight 33kg (73lbs)

## TECHNICAL TABLE

The maximum bulb wattage is shown for all of the lights.  
All dimensions are in mm.  
Please contact us for further information.



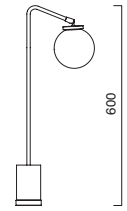
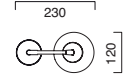
**ACROPOLIS** (p61)



E27 – 1 x 60W  
Weight 9kg (20lbs)



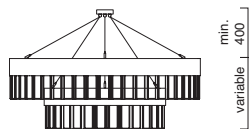
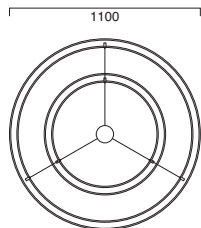
**ARRAY** (p52)



G9 mains halogen – 1 x 25W  
Weight 5kg (11lbs)



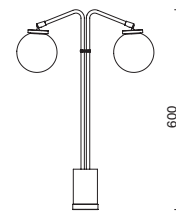
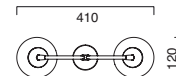
**SOLARIS TWIN** (p33)



G9 mains halogen – 30 x 18W  
Weight 52kg (115lbs)



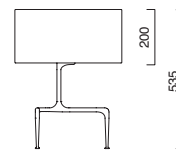
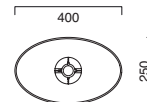
**ARRAY TWIN** (p53)



G9 mains halogen – 2 x 25W  
Weight 6kg (13lbs)



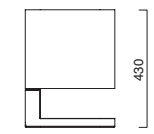
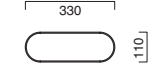
**BRAQUE** (p56)



E27 – 1 x 60W  
Weight 2kg (4.5lbs)



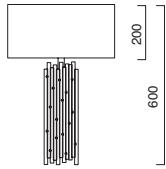
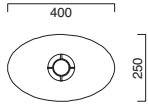
**COLUMBO** (p55)



G9 mains halogen – 2 x 18W  
Weight 5kg (11lbs)



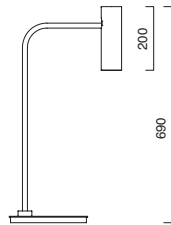
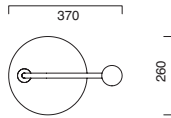
**DECO** (p64)



E27 – 1 x 60W  
Weight 5kg (11lbs)



**HERON** (p59)



GU10 – 1 x 5W LED  
Weight 6kg (13lbs)



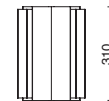
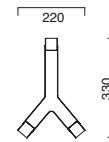
**LUCID 200** (p50)



E14 – 1 x 8W LED  
Weight 4kg (9lbs)



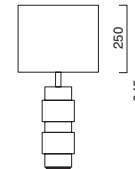
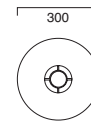
**RAYON** (p60)



Integrated LED – 25W  
Weight 6kg (13lbs)



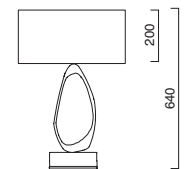
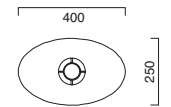
**RING** (p62)



E27 – 1 x 60W  
Weight 4kg (9lbs)



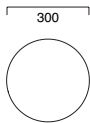
**STELLA** (p65)



E27 – 1 x 60W  
Weight 5kg (11lbs)



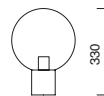
**LUCID 300** (p51)



E14 – 1 x 8W LED  
Weight 9kg (20lbs)



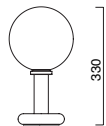
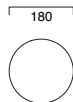
**MOON** (p58)



G9 mains halogen – 1 x 25W  
Or E27 – 1 x 5W LED  
Weight 4kg (9lbs)



**PLUTO** (p54)



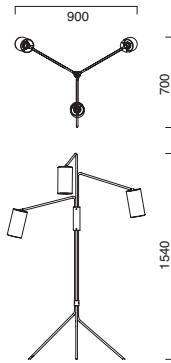
G9 mains halogen – 1 x 25W  
Weight 2kg (4.5lbs)

# TECHNICAL FLOOR

The maximum bulb wattage is shown for all of the lights.  
 All dimensions are in mm.  
 Please contact us for further information.



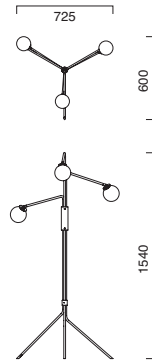
**ARRAY COTTON** (p70)



E27 – 3 x 25W  
 Weight 7kg (15.5lbs)



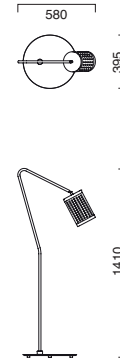
**ARRAY OPAL** (p88)



G9 mains halogen – 3 x 25W  
 Weight 8kg (17.5lbs)



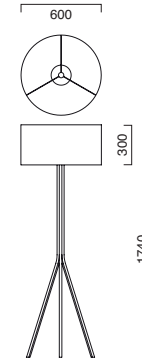
**PIERRE** (p72)



E27 – 1 x 60W  
 Weight 9kg (20lbs)



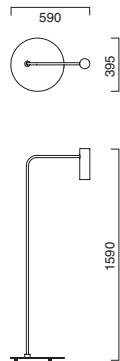
**TRICO** (p74)



E27 – 1 x 100W  
 Weight 4.5kg (10lbs)



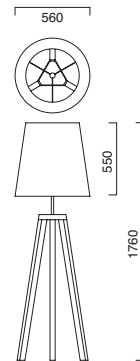
**HERON** (p66)



GU10 – 1 x 5W LED  
 Weight 9kg (20lbs) / 13kg (28.5lbs)



**METTA** (p75)



E27 – 1 x 100W  
 Weight 6.5kg (14lbs)



**OSCAR** (p69)



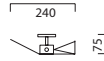
G9 mains halogen – 1 x 25W  
 Weight 9kg (10lbs)

# TECHNICAL WALL

The maximum bulb wattage is shown for all of the lights.  
All dimensions are in mm.  
Please contact us for further information.



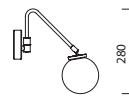
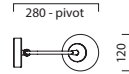
**ABSTRACT** (p100)



G9 mains halogen – 1 x 25W  
Weight 1kg (2.2lbs)



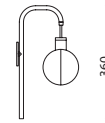
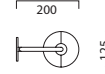
**ARRAY SINGLE OPAL** (p91)



G9 mains halogen – 1 x 25W  
Weight 1kg (2.2lbs)



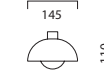
**BIG BULB WALL** (p88)



E27 – 1 x 60W  
Side mirrorø 125mm diameter  
Weight 1kg (2.2lbs)



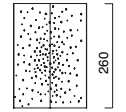
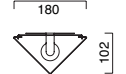
**CAPSULE** (p99)



G9 – 1 x 1.5W LED  
Weight 1kg (2.2lbs)



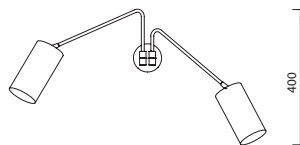
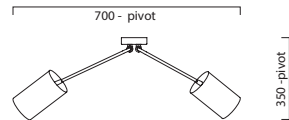
**CONSTELLATION** (p80)



G9 mains halogen – 1 x 25W  
Weight 2kg (4.5lbs)



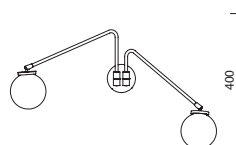
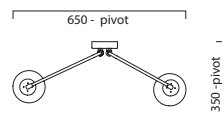
**ARRAY TWIN COTTON** (p92)  
(right hand version shown)



E27 – 2 x 25W  
Weight 2kg (4.5lbs)



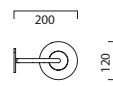
**ARRAY TWIN OPAL** (p90)  
(left hand version shown)




G9 mains halogen – 2 x 25W  
Weight 3kg (6.6lbs)



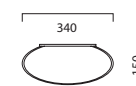
**BIG BULB OPAL** (p89)



G9 mains halogen – 1 x 25W  
Weight 2kg (4.5lbs)



**DECO** (p102)



E27 – 2 x 60W  
Weight 6kg (13lbs)



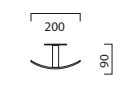
**DECO MINI** (p103)



E27 – 1 x 60W  
Weight 3kg (6.6lbs)



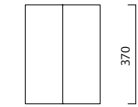
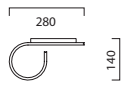
**GILDED** (p105)



E14 – 2 x 15W  
Weight 1kg (2.2lbs)



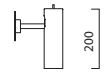
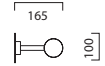
**GRACE** (p86)



G9 mains halogen - 2 x 25W  
Weight 6kg (13lbs)



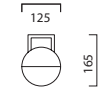
**HERON** (p93)



GU10 - 1 x 5W LED  
Weight 2kg (4.5lbs)



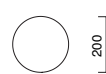
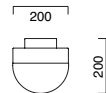
**HOXTON** (p98)



E27 - 1 x 60W  
Side mirrored 125mm diameter  
Weight 2kg (4.5lbs)



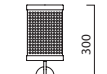
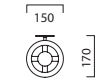
**LUCID 200** (p78)



E14 - 1 x 8W LED  
Weight 4kg (9lbs)



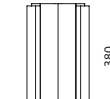
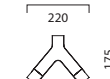
**PIERRE** (p101)



E27 - 1 x 60W  
Weight 2kg (4.5lbs)



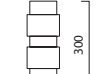
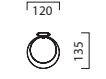
**RAYON** (p94)



Integrated LED - 20W  
Weight 6kg (13lbs)



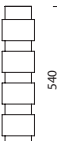
**RING** (p84)



G9 mains halogen - 2 x 25W  
Weight 4kg (9lbs)



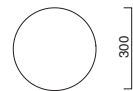
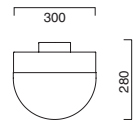
**RING TALL** (p85)



G9 mains halogen - 4 x 25W  
Weight 7kg (15lbs)



**LUCID 300** (p78)



E14 - 1 x 8W LED  
Weight 9kg (20lbs)



**MEZZO FLUSH** (p97)



G9 mains halogen - 1 x 25W  
IP44  
Weight 1kg (2.2lbs)



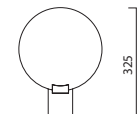
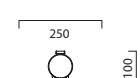
**MEZZO FLUSH LARGE** (p96)



G9 mains halogen - 1 x 25W  
IP44  
Weight 1.5kg (3.3lbs)



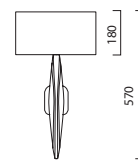
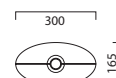
**NIMBUS** (p82)



G9 - 1 x 1.5W LED  
Weight 3kg (6.6lbs)



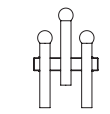
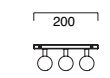
**STELLA** (p95)



E27 - 1 x 60W  
Weight 4kg (9lbs)



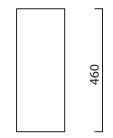
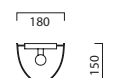
**TRIPTYQUE** (p76)



G9 mains halogen - 3 x 25W  
Weight 2kg (4.5lbs)



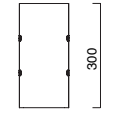
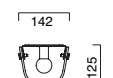
**WALLWASH** (p104)



E14 - 3 x 25W  
IP44  
Weight 1.5kg (3.3lbs)



**WHISTLER** (p81)



G9 mains halogen - 1 x 25W  
IP44  
Weight 3kg (6.6lbs)

**BESPOKE**



ROSEWOOD LONDON - Tony Chi & Associates




ROSEWOOD LONDON - Tony Chi & Associates




THE ST PANCRAS RENAISSANCE HOTEL LONDON - GA Design International



GILBERT SCOTT RESTAURANT - David Collins Studio



GROSVENOR HOUSE HOTEL - GA Design International



BUSABA OLD STREET - David Archer Architects



FITZWILLIAM HOTEL BELFAST - Project Orange

# BESPOKE

CTO Lighting uses  
the finest materials  
and craftsmanship to  
produce bespoke lights.  
Artisans manufacture them in  
England to exacting standards  
with short leads times.  
Through our design, technical and  
manufacturing skills we  
ensure that we understand  
the exact requirements of  
the designer.  
Our clients appreciate the quality  
and the level of service  
we offer them.

BRITISH AIRWAYS  
CANDY & CANDY  
PHILIPPE STARCK  
ANDRE BALAZS  
GORDON RAMSAY  
HARRODS  
DAVID COLLINS STUDIO  
FIRMDALE HOTELS  
MANHATTEN LOFT CO  
EUROSTAR  
ST PANCRAS HOTEL  
CHILTERN FIREHOUSE  
KELLY HOPPEN  
ROSEWOOD HOTELS  
COLLETT-ZARZYCKI

**CTO Lighting Showroom**  
9 Cloudesley Road  
London  
N1 0FH

+44 (0)20 7686 8700

[info@ctolighting.co.uk](mailto:info@ctolighting.co.uk)  
[www.ctolighting.co.uk](http://www.ctolighting.co.uk)