



OFFICINA
PLUCE



LIGHTING COLLECTION

2018

MADE IN ITALY



perfection is achieved not
when there is nothing left to add,
but when there is nothing left
to take away.

- Antoine de Saint-Exupery, French aristocrat, writer and poet




INTRODUCTION

Welcome to Officina Luce, a luxurious brand at the height of decorative lighting perfection.

Born in the heart of Tuscany, as a business we collectively boast more than 30 years' experience producing the finest lighting designs in the world.

From exquisite chandeliers and floor lamps to opulent appliques and table lamps, our team of designers lead the industry with their stunning designs, expertly fusing contemporary chic with traditional elegance.

We hope you enjoy browsing through our latest lighting collection.



COMPANY BACKGROUND

Officina Luce creates unique decorative lighting fixtures that are admired across the globe and produces beautiful products capable of standing the test of time.

Our highly experienced team of designers dedicate themselves to making sure they meet your every need by producing truly bespoke products that are delivered to the highest standard and fulfil your exact requirements.



ETHOS

We pride ourselves on providing our clients with the very best in decorative lighting design. Each and every one of our products is created using the finest materials, utmost care and attention and highest level of traditional craftsmanship.

Attention to detail is paramount. From knowing where our materials are sourced and using skilled craftspeople, who have cultivated wood, metals and leather for generations, to effortlessly transforming visions into inspirational masterpieces, our expertise knows no bounds.

Our philosophy is simple; combining contemporary ideas with more established traditional methods and materials to create breath-taking designs that are based on logic and built to modern design standards.



ETEREA

Collection



ETEREA CHANDELIER

DIAM.90 X H.96 (CM) PLUS CHAIN

Structure in satin & polished nickel finish; gray leather upholsterings. Fumè crystal shades
Struttura in finitura nickel satinato e lucido; elementi in pelle grigia. Paralumi in cristallo fumè

3116-NN-FC



ETEREA CHANDELIER

DIAM.90 X H.96 (CM) PLUS CHAIN

Structure in satin & polished light gold finish; gray leather upholsterings. Transparent crystal shades
Struttura in finitura oro chiaro satinato e lucido; elementi in pelle grigia. Paralumi in cristallo trasparente

3116-GG-TC





ETEREA OVAL CHANDELIER

L.85 X D.60 X H.200 (CM)

Structure in satin & polished light gold finish; gray leather upholsterings. Transparent crystal shades
Struttura in finitura oro chiaro satinato e lucido; elementi in pelle grigia. Paralumi in cristallo trasparente

3112-GG-TC



ETEREA WALL LAMP

L.35 X D.20 X H.78 (CM)

Structure in satin & polished light gold finish. Transparent crystal shades
Struttura in finitura oro chiaro satinato e lucido. Paralumi in cristallo trasparente

3121-GG-TC



ETEREA WALL LAMP

L.35 X D.20 X H.78 (CM)

Structure in satin & polished nickel finish. Fumè crystal shades
Struttura in finitura nickel satinato e lucido. Paralumi in cristallo fumè

3121-NN-FC



ETEREA TABLE LAMP

DIAM.17 X H.70 (CM)

Structure in satin & polished light gold finish; metal base. Transparent crystal shades
Struttura in finitura oro chiaro satinato e lucido; base in metallo. Paralumi in cristallo trasparente

3131-GG-TC



ETEREA TABLE LAMP

DIAM.17 X H.70 (CM)

Structure in satin & polished nickel finish; metal base. Blue crystal shades
Struttura in finitura nickel satinato e lucido; base in metallo. Paralumi in cristallo blu

3131-NN-BC



ETEREA FLOOR LAMP

DIAM.46 X H.190 (CM)

Structure in satin & polished nickel finish. Gray leather structure upholsterings; Bardiglio marble base. Fumè crystal shades
Struttura in finitura nickel satinato e lucido. Rivestimento struttura in pelle grigia; base in marmo Bardiglio. Paralumi in cristallo fumè

3141-NN-FC



ETEREA FLOOR-TO-CEILING FIXTURE

L.35 X D.16 X H.300 (CM)

Structure in polished gold finish. Gray leather extension; metal ceiling fixture and base. Transparent crystal shades
Struttura in finitura oro lucido; estensioni in pelle grigia; base ed attacco a soffitto in metallo. Paralumi in cristallo trasparente

3151-GG-TC





SOAVE
Collection



SOAVE CHANDELIER

L.70 X D.48 X H.160 (CM) PLUS STEEL WIRE

Structure in satin copper finish; transparent and satin crystal shades
Struttura in finitura rame satinato; paralumi in cristallo trasparente e satinato

3211-RR-TC



SOAVE WALL LAMP

L.35 X D.20 X H.30 (CM)

Structure in satin copper finish; transparent and satin crystal shades
Struttura in finitura rame satinato; paralumi in cristallo trasparente e satinato

3221-RR-TC



SOAVE FLOOR LAMP

L.43 X D.27 X H.172 (CM)

Structure in satin & polished light gold finish; Bardiglio marble base. Transparent and satin crystal shades
Struttura in finitura oro chiaro satinato e lucido; base in marmo Bardiglio. Paralumi in cristallo trasparente e satinato

3241-GG-TC



ANIMA
Collection





ANIMA CHANDELIER

DIAM.39 X H.130 (CM) PLUS CHAIN

Structure in Walnut wood and satin & polished light gold finish; fumè crystal elements
Struttura in Noce e finitura oro chiaro satinato e lucido; elementi in cristallo fumè

3315-GG-FC



ANIMA WALL LAMP

L.16 X D.20 X H.154 (CM)

Structure in Walnut wood and satin & polished light gold finish; fumè crystal elements
Struttura in Noce e finitura oro chiaro satinato e lucido; elementi in cristallo fumè

3323-GG-FC



ANIMA WALL LAMP

L.36 X D.20 X H.84 (CM)

Structure in Walnut wood and satin & polished dark nickel finish; amber crystal elements
Struttura in Noce e finitura nickel nero satinato e lucido; elementi in cristallo ambra

3325-DN-AC



ANIMA FLOOR LAMP

L.25 X D.30 X H.184 (CM)

Structure in Walnut wood and satin & polished light gold finish; Travertino marble base. Fumè crystal elements
Struttura in Noce e finitura oro chiaro satinato e lucido; base in marmo Travertino. Elementi in cristallo fumè

3341-GG-FC



NEW FLOW
Collection



NEW FLOW CHANDELIER

DIAM.180 X H.195 (CM) PLUS CHAIN

Structure in satin gold finish; black leather inlays. Gold trevira wave shades
Struttura in finitura oro satinato; rivestimenti in pelle nera. Paralumi in rete trevira oro

2111-GK-24



NEW FLOW SPOT LIGHTS

DIAM.15 X H.40 (CM) EACH ITEM, PLUS WIRE

Structure in satin gold finish; black leather inlays
Struttura in finitura oro satinato; rivestimenti in pelle nera

2152-GK



NEW FLOW WALL LAMP

L.64 X D.38 X H.106 (CM)

Structure in satin gold finish; black leather inlays. Gold trevira wave shades
Struttura in finitura oro satinato; rivestimenti in pelle nera. Paralumi in rete trevira oro

2125-GK-24



FLOW
Collection



FLOW CHANDELIER

DIAM.145 X H.160 (CM) PLUS CHAIN

Structure in Ebony wood and satin gold finish; Gold trevira wave shades
Struttura in listelli di Ebano e finitura oro satinato; paralumi in rete trevira oro

1111-GW-24



FLOW CHANDELIER

DIAM.90 X H.105 (CM) PLUS CHAIN

Structure in Ebony wood and antiqued nickel finish; gold trevira wave shades
Struttura in listelli di Ebano e finitura nickel anticato; paralumi in rete trevira oro

1112-NW-24



FLOW CHANDELIER

DIAM.90 X H.105 (CM) PLUS CHAIN

Structure in Ebony wood and antiqued nickel finish; satin glass shades
Struttura in listelli di Ebano e finitura nickel anticato; paralumi in vetro satinato

1112-NW-S



FLOW WALL LAMP

L.56 X D.35 X H.92 (CM)

Structure in Ebony wood and antiqued nickel finish; gold trevira wave shades
Struttura in listelli di Ebano e finitura nickel anticato; paralumi in rete trevira oro

1125-NW-24



FLOW TABLE LAMP

DIAM.50 X H.91 (CM)

Structure in Ebony wood and antiqued nickel finish; metal base. Gold trevira wave shades
Struttura in listelli di Ebano e finitura nickel anticato; base in metallo. Paralumi in rete trevira oro

1131-NW-24



FLOW FLOOR LAMP

DIAM.66 X H.188 (CM)


Structure in Ebony wood and satin gold finish; metal base. Gold trevira wave shades
Struttura in listelli di Ebano e finitura oro satinato; base in metallo. Paralumi in rete trevira oro

1141-GW-24



NEW SHADE

Collection



NEW SHADE CHANDELIER

DIAM.95 X H.139 (CM) PLUS CHAIN

Structure in polished copper finish; light gray linen shades
Struttura in rame lucido; paralumi in lino grigio chiaro

1311-RB-35



SHADE
Collection



SHADE MAXI WALL LAMP

L.52 X D.25 X H.65 (CM)

Structure in satin gold finish; light gray linen shades
Struttura in finitura oro satinato; paralumi in lino grigio chiaro

1421-GG-35



SHADE MAXI CHANDELIER

DIAM.140 X H.175 (CM) PLUS CHAIN

Structure in satin gold finish; white parchment shades
Struttura in finitura oro satinato; paralumi in pergamena bianca

1415-GG-08



SHADE MAXI CHANDELIER

DIAM.140 X H.175 (CM) PLUS CHAIN

Structure in polished nickel finish; ivory trevira wave shades
Struttura in finitura nickel lucido; paralumi in rete trevira avorio

1415-NN-22



SHADE CHANDELIER

DIAM.52 X H.85 (CM) PLUS CHAIN

Structure in polished nickel finish; light gray linen shades
Struttura in finitura nickel lucido; paralumi in lino grigio chiaro

1412-NN-35



SHADE CHANDELIER

DIAM.90 X H.121 (CM) PLUS CHAIN

Structure in satin gold finish; white parchment shades
Struttura in finitura oro satinato; paralumi in pergamena bianca

1411-GG-08



MARBLE FLAIRE

Collection



MARBLE FLAIRE FLOOR LAMP

DIAM.43 X H.185 (CM)

Structure in polished nickel finish and burnished brass; Carrara marble inlays and base. Light gray linen shade
Struttura in finitura nickel lucido ed ottone brunito; inserti e base in marmo di Carrara. Paralume in lino grigio chiaro

1642-BN-35



MARBLE FLAIRE CHANDELIER

DIAM.130 X H.100 (CM) PLUS CHAIN

Structure in polished nickel finish and burnished brass; Carrara marble inlays. Light gray linen shades
Struttura in finitura nickel lucido ed ottone brunito; inserti in marmo di Carrara. Paralumi in lino grigio chiaro

1613-BN-35



FLAIRE
Collection



FLAIRE OVAL DOUBLE LAYER CHANDELIER

L.145 X D.108 X H.133 (CM) PLUS CHAIN

Structure in burnished and natural brass; gold trevira wave shades
Struttura in ottone brunito e naturale; paralumi in rete trevira oro

414-BB-24



FLAIRE OVAL CHANDELIER

L.145 X D.108 X H.100 (CM) PLUS CHAIN

Structure in burnished and natural brass; ivory trevira wave shades
Struttura in ottone brunito e naturale; paralumi in rete trevira avorio

411-BB-22



FLAIRE CHANDELIER

DIAM.85 X H.158 (CM) PLUS CHAIN

Structure in burnished and natural brass; ivory trevira wave shades
Struttura in ottone brunito e naturale; paralumi in rete trevira avorio

418-BB-22



FLAIRE CHANDELIER

DIAM.85 X H.78 (CM) PLUS CHAIN

Structure in burnished and natural brass; ivory trevira wave shades
Struttura in ottone brunito e naturale; paralumi in rete trevira avorio

416-BB-22



FLAIRE WALL LAMP

L.18 X D.18 X H.72 (CM)

Structure in burnished and natural brass; ivory trevira wave shade
Struttura in ottone brunito e naturale; paralume in rete trevira avorio

421-BB-22

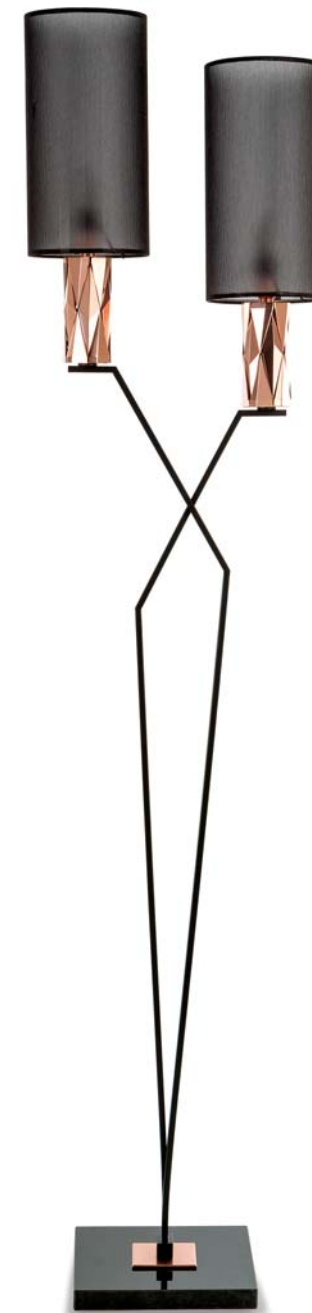


FLAIRE TABLE LAMP

DIAM.28 X H.71 (CM)

Structure in polished copper and black matte finish; metal base. Black trevira wave shade
Struttura in finitura rame lucido e nero opaco; base in metallo. Paralume in rete trevira nera

431-RK-25



FLAIRE FLOOR LAMP

L.44 X D.28 X H.190 (CM)

Structure in polished copper and black matte finish; Marquinia marble base. Black trevira wave shades
Struttura in finitura rame lucido e nero opaco; base in marmo Marquinia. Paralumi in rete trevira nera

441-RK-25



FLAIRE TABLE LAMP

DIAM.51 X H.71 (CM)

Structure in burnished and natural brass; metal base. Ivory trevira wave shade
Struttura in ottone brunito e naturale; metal base. Paralume in rete trevira avorio

432-BB-22



FLAIRE FLOOR LAMP

DIAM.43 X H.185 (CM)

Structure in burnished and natural brass; Portoro marble base. Ivory trevira wave shade
Struttura in ottone brunito e naturale; Portoro marble base. Paralume in rete trevira avorio

442-BB-22



GLAM
Collection



GLAM CHANDELIER

DIAM.110 X H.104 (CM) PLUS CHAIN

Structure in black nickel finish; details in polished and satin nickel finishes. Pink satin shades
Struttura in finitura nickel nero; dettagli in nickel lucido e satinato. Paralumi in raso rosa

711-NN-33




GLAM SUSPENSION

DIAM.83 X H.104 (CM) PLUS CHAIN

Structure in black matte finish; details in black matte, polished and satin nickel finishes. Pink chinette shade
Struttura in finitura nero opaco; dettagli in finitura nero opaco, nickel lucido e satinato. Paralume in chinette rosa

756-NK-07



GLAM CHANDELIER

DIAM.110 X H.104 (CM) PLUS CHAIN

Structure in burnished brass; details in burnished&brushed and natural brass. Ivory shantung shades
Struttura in finitura ottone brunito; dettagli in ottone brunito&spazzolato e naturale. Paralumi in shantung avorio

711-BB-11



GLAM FLOOR LAMP

DIAM.50 X H.178 (CM)

Structure and details in burnished&brushed and natural brass; Portoro marble base. Ivory shantung shade
Struttura e dettagli in ottone brunito&spazzolato e naturale; base in marmo Portoro. Paralume in shantung avorio

741-BB-11



GLAM SUSPENSION

DIAM.63 X H.30 (CM) PLUS STEEL WIRE

Structure in dark brown finish; details in burnished&brushed and natural brass. Polished white light diffuser disk
Struttura in finitura marrone scuro; dettagli in ottone brunito&spazzolato e naturale. Disco diffusore bianco lucido

750-BB



GLAM WALL LAMP

L.34 X D.20 X H.60 (CM)

Structure and details in burnished&brushed and natural brass. Ivory shantung shade
Struttura e dettagli in ottone brunito&spazzolato e naturale. Paralume in shantung avorio

721-BB-11



GLAM WALL LAMP

L.34 X D.20 X H.60 (CM)

Structure and details in polished and satin nickel finishes. Pink chinette shade
Struttura e dettagli in finitura nickel lucido e satinato. Paralume in chinette rosa

721-NN-07



GLAM TABLE LAMP

DIAM.28 X H.98 (CM)

Structure and details in polished and satin nickel finishes; Marquinia marble base. Pink chinette shade
Struttura e dettagli in finitura nickel lucido e satinato; base in marmo Marquinia. Paralume in chinette rosa

731-NN-07



GLAM TABLE LAMP

DIAM.28 X H.98 (CM)

Structure and details in burnished&brushed and natural brass; Portoro marble base. Chestnut satin shade
Struttura e dettagli in ottone brunito&spazzolato e naturale; base in marmo Portoro. Paralume in raso castagna

731-BB-26



TOP
Collection



TOP WALL LAMP

L.18 X D.20 X H.40 (CM)

Structure in black matte finish; details in satin gold finish. Gold trevira wave shade
Struttura in finitura nero opaco; dettagli in finitura oro satinato. Paralume in rete trevira oro

521-GK-24



TOP CHANDELIER

DIAM.94 X H.100 (CM) PLUS CHAIN

Structure in black matte finish; details in satin gold finish. Gold trevira wave shades
Struttura in finitura nero opaco; dettagli in finitura oro satinato. Paralumi in rete trevira oro

511-GK-24



TOP TABLE LAMP

DIAM.42 X H.72 (CM)

Structure in black matte finish; details in satin gold finish. Metal base. Gold trevira wave shade
Struttura in finitura nero opaco; dettagli in finitura oro satinato. Base in metallo. Paralume in rete trevira oro

531-GK-24



TOP FLOOR LAMP

DIAM.50 X H.168 (CM)

Structure in black matte finish; details in satin gold finish. Metal base. Gold trevira wave shade
Struttura in finitura nero opaco; dettagli in finitura oro satinato. Base in metallo. Paralume in rete trevira oro

541-GK-24



TOP GLASS
Collection



TOP GLASS CHANDELIER

DIAM.98 X H.100 (CM) PLUS CHAIN

Structure in black matte finish; details in satin gold finish. Transparent fumè glass shades
Struttura in finitura nero opaco; dettagli in finitura oro satinato. Paralumi in vetro fumè trasparente

611-GK-X



TOP GLASS CHANDELIER

DIAM.98 X H.96 (CM) PLUS CHAIN

Structure in black matte finish; details in satin gold finish. Transparent fumè glass shades
Struttura in finitura nero opaco; dettagli in finitura oro satinato. Paralumi in vetro fumè trasparente

613-GK-X



TOP GLASS WALL LAMP

L.19 X D.16 X H.30 (CM)

Structure in black matte finish; details in satin gold finish. Transparent fumè glass shade
Struttura in finitura nero opaco; dettagli in finitura oro satinato. Paralume in vetro fumè trasparente

621-GK-X



TOP GLASS WALL LAMP

L.23 X D.19 X H.48 (CM)

Structure in black matte finish; details in satin gold finish. Transparent fumè glass shade
Struttura in finitura nero opaco; dettagli in finitura oro satinato. Paralume in vetro fumè trasparente

623-GK-X



TOP GLASS TABLE LAMP

L.32 X D.24 X H.53 (CM)

Structure in black matte finish; details in satin gold finish. Metal base. Transparent fumè glass shade
Struttura in finitura nero opaco; dettagli in finitura oro satinato. Base in metallo. Paralume in vetro fumè trasparente

632-GK-X



TOP GLASS FLOOR LAMP

L.49 X D.32 X H.160 (CM)

Structure in black matte finish; details in satin gold finish. Metal base. Transparent fumè glass shade
Struttura in finitura nero opaco; dettagli in finitura oro satinato. Base in metallo. Paralume in vetro fumè trasparente

641-GK-X



TOP GLASS TABLE LAMP

L.23 X D.24 X H.46 (CM)

Structure in black matte finish; details in satin gold finish. Metal base. Transparent fumè glass shade
Struttura in finitura nero opaco; dettagli in finitura oro satinato. Base in metallo. Paralume in vetro fumè trasparente

633-GK-X



TOP GLASS FLOOR LAMP

L.23 X D.28 X H.140 (CM)

Structure in black matte finish; details in satin gold finish. Metal base. Transparent fumè glass shade
Struttura in finitura nero opaco; dettagli in finitura oro satinato. Base in metallo. Paralume in vetro fumè trasparente

642-GK-X



SABA

Collection



SABA CEILING LAMP

DIAM.60 X H.111 (CM)

Structure and details in brushed&burnished and natural brass. Ivory crepon plissé shades; white cotton light diffuser disks
Struttura e dettagli in ottone brunito&spazzolato e naturale. Paralumi in crepon avorio plissettato; dischi diffusori in cotone bianco

1011-BB-01



SABA WALL LAMP

L. 19 X D.20 X H.43 (CM)

Structure in natural and burnished brass. Ivory trevira wave shade
Struttura in ottone naturale e brunito. Paralume in rete trevira avorio

1021-BB-22



SABA FLOOR LAMP

DIAM.60 X H.183 (CM)

Structure in natural brass; base in brushed&burnished brass. Metal base. Ivory crepon plissé shade
Struttura in ottone naturale; base in ottone brunito&spazzolato. Base in metallo. Paralume in crepon avorio plissettato

1041-BB-01



SABA TABLE LAMP

DIAM.50 X H.88 (CM)

Structure in natural brass; base in brushed&burnished brass. Metal base. Ivory crepon plissé shade
Struttura in ottone naturale; base in ottone brunito&spazzolato. Base in metallo. Paralume in crepon avorio plissettato

1031-BB-01



SABA TABLE LAMP

L.32 X D.32 X H.73 (CM)

Structure and base in polished and satin nickel finishes; metal base. Ivory trevira wave shade
Struttura e base in finiture nickel satinato e lucido; base in metallo. Paralume in rete trevira avorio

1033-NN-22



SABA FLOOR LAMP


DIAM.60 X H.183 (CM)

Structure and base in polished dark and satin nickel finishes; metal base. Gold trevira wave shade; black leather details
Struttura e base in finiture nickel satinato e nero lucido; base in metallo. Paralume in rete trevira oro; bordi in pelle nera

1041-NN-24



BLOOM
Collection



BLOOM DOUBLE CHANDELIER

DIAM.76 X H.130 (CM) PLUS CHAIN

Structure in beige finish and details in polished and satin nickel finishes. Silver trevira wave shades
Struttura in finitura beige e e dettagli in finitura nickel lucido e satinato. Paralumi in rete trevira argento

311-NJ-23



BLOOM CHANDELIER

DIAM.76 X H.92 (CM) PLUS CHAIN

Structure in black matte finish and details in polished and satin gold finishes. Beige satin shades
Struttura in finitura nero matte e dettagli in finitura oro lucido e satinato. Paralumi in raso beige

312-GK-30



BLOOM WALL LAMP

L.42 X D.23 X H.70 (CM)

Structure in black matte finish and details in polished and satin gold finishes. Beige satin shades
Struttura in finitura nero matte e dettagli in finitura oro lucido e satinato. Paralumi in raso beige

321-GK-30



BLOOM WALL LAMP

L.42 X D.23 X H.70 (CM)

Structure in beige finish and details in polished and satin nickel finishes. Silver trevira wave shades
Struttura in finitura beige e e dettagli in finitura nickel lucido e satinato. Paralumi in rete trevira argento

321-NJ-23




BLOOM TABLE LAMP

D.52 X H.78 (CM)

Structure in beige finish and details in polished and satin nickel finishes; metal base. Silver trevira wave shades; white cotton light diffuser disk
Struttura in finitura beige e e dettagli in finitura nickel lucido e satinato; base in metallo. Paralumi in rete trevira argento; dischi diffusori in cotone bianco

331-NJ-23




BLOOM FLOOR LAMP

D.64 X H.180 (CM)

Structure in black matte finish and details in polished and satin gold finishes; metal base. Beige satin shades
Struttura in finitura nero matte e dettagli in finitura oro lucido e satinato; base in metallo. Paralumi in raso beige

341-GK-30



SHINE
Collection



SHINE CHANDELIER

DIAM.154 X H.170 (CM) PLUS CHAIN

Structure and details in burnished and natural brass. Sage green satin shades
Struttura e dettagli in ottone brunito e naturale. Paralumi in raso verde salvia

2811-BB-41



SHINE WALL LAMP

L.35 X D.19 X H.70 (CM)

Structure and details in burnished and natural brass. Sage green satin shade
Struttura e dettagli in ottone brunito e naturale. Paralume in raso verde salvia

2822-BB-41



SHINE TABLE LAMP

DIAM.43 X H.65 (CM)

Structure and details in burnished and natural brass; metal base. Sage green satin shade
Struttura e dettagli in ottone brunito e naturale; base in metallo. Paralume in raso verde salvia

2833-BB-41



SHINE TABLE LAMP

DIAM.43 X H.65 (CM)

Structure and details in polished and satin nickel finish; metal base. Sage green satin shade
Struttura e dettagli in finitura nickel lucido e satinato; base in metallo. Paralume in raso verde salvia

2833-NN-41



SHINE CHANDELIER

DIAM.95 X H.110 (CM) PLUS CHAIN

Structure and details in polished and satin nickel finish. Sage green satin shades
Struttura e dettagli in finitura nickel lucido e satinato. Paralumi in raso verde salvia

2817-NN-41



CREA
Collection



CREA CHANDELIER

DIAM.75 X H.165 (CM) PLUS CHAIN

Structure in burnished brass; details in brushed&burnished and natural brass. Gold trevira wave shades
Struttura in ottone brunito; dettagli in ottone brunito&spazzolato e naturale. Paralumi in rete trevira oro

211-BB-24



CREA WALL LAMP

L.33 X D.33 X H.150 (CM)

Structure in burnished brass; details in brushed&burnished and natural brass. Pink satin shade
Struttura in ottone brunito; dettagli in ottone brunito&spazzolato e naturale. Paralume in raso rosa

221-BB-33



CREA WALL LAMP

L.33 X D.33 X H.150 (CM)

Structure in black matte finish; details in polished and satin nickel finishes. White pongè shade
Struttura in finitura nero matte; dettagli in nickel lucido e satinato. Paralume in pongè bianco

221-NK-04



CREA WALL LAMP

L.49 X D.23 X H.40 (CM)

Structure in white finish; details in polished and satin nickel finishes. Ivory trevira wave shades
Struttura in finitura bianca; dettagli in nickel lucido e satinato. Paralumi in rete trevira avorio

222-NC-22



CREA WALL LAMP

L.49 X D.23 X H.40 (CM)

Structure in burnished brass; details in brushed&burnished and natural brass. Pink satin shades
Struttura in ottone brunito; dettagli in ottone brunito&spazzolato e naturale. Paralumi in raso rosa

222-BB-33



CREA FLOOR LAMP

DIAM.65 X H.194 (CM)

Structure in black matte finish; details in polished and satin gold finishes. Metal base. Ivory shantung shades
Struttura in finitura nera matte; dettagli in finitura oro lucido e satinato. Base in metallo. Paralumi in shantung avorio

241-GK-11



NEST
Collection



NEST CHANDELIER

DIAM.90 X H.110 (CM)

Structure in polished light gold finish. Shades in copper finish metal mesh and cream satin; white cotton light diffuser disk
Struttura in finitura oro lucido chiaro. Paralumi in rete metallica in finitura rame e raso crema; disco diffusore in cotone bianco

4111-GG-MR



NEST FLOOR LAMP

DIAM.52 X H.195 (CM)

Structure in polished light gold finish. Shades in copper finish metal mesh and cream satin; white cotton light diffuser disk
Struttura in finitura oro lucido chiaro. Paralumi in rete metallica in finitura rame e raso crema; disco diffusore in cotone bianco

4141-GG-MR



NEST TABLE LAMP

DIAM.42 X H.68 (CM)

Structure in polished light gold finish. Shades in copper finish metal mesh and cream satin; white cotton light diffuser disk
Struttura in finitura oro lucido chiaro. Paralumi in rete metallica in finitura rame e raso crema; disco diffusore in cotone bianco

4131-GG-MR



TRAPEZE

Collection



TRAPEZE CHANDELIER

L.156 X D.60 X H.95 (CM)

Structure and details in burnished and natural brass. Gold trevira wave shades
Struttura e dettagli in ottone brunito e naturale. Paralumi in rete trevira oro

812-BB-24



TRAPEZE WALL LAMP

L.61 X D.30 X H.46 (CM)

Structure and details in burnished and natural brass. Gold trevira wave shades
Struttura e dettagli in ottone brunito e naturale. Paralumi in rete trevira oro

823-BB-24



TRAPEZE FLOOR LAMP

L.48 X D.32 X H.180 (CM)

Structure and details in burnished and natural brass. Metal base. Beige linen shade
Struttura e dettagli in ottone brunito e naturale. Base in metallo. Paralume in lino beige

841-BB-27



GRACE
Collection



GRACE TABLE LAMP

L.48 X D.31 X H.110 (CM)

Structure and details in black matte and satin gold finishes. Metal base. Ivory satin shade
Struttura e dettagli in finitura nero matte ed oro satinato. Base in metallo. Paralume in raso avorio

1231-GK-28



GRACE SUSPENSION

DIAM.52 X H.125 (CM) PLUS CHAIN

Structure and details in satin gold and black matte finishes. Ivory satin shades
Struttura e dettagli in finitura oro satinato e nero matte. Paralumi in raso avorio

1212-GK-28



FLUTE
Collection



FLUTE TABLE LAMP

DIAM.33 X H.65 (CM)

Structure in natural brass; ochre galuchat upholstered panels. Calacatta marble base. Ivory satin shade
Struttura in ottone naturale; pannelli rivestiti in galuchat ocra. Base in marmo Calacatta. Paralume in raso avorio

131-BB-28



FLUTE TABLE LAMP

DIAM.33 X H.65 (CM)

Structure in natural brass; dark gray galuchat upholstered panels. Portoro marble base. Beige satin shade
Struttura in ottone naturale; pannelli rivestiti in galuchat antracite. Base in marmo Portoro. Paralume in raso beige

131-BB-30



FLUTE TABLE LAMP

DIAM.33 X H.65 (CM)

Structure in dark nickel finish; dark gray galuchat upholstered panels. Marquinia marble base. Gray satin shade
Struttura in finitura nickel nero; pannelli rivestiti in galuchat antracite. Base in marmo Marquinia. Paralume in raso grigio

131-DN-29



FLUTE TABLE LAMP

DIAM.33 X H.65 (CM)

Structure in polished nickel finish; light green galuchat upholstered panels. Carrara marble base. Sage green satin shade
Struttura in finitura nickel lucido; pannelli rivestiti in galuchat verde pastello. Base in marmo Carrara. Paralume in raso verde salvia

131-NN-41



CERAMICS

Collection



CERAMICS TABLE LAMP

DIAM.50 X H.90 (CM)

Ceramic structure in ocean blue finish and details in natural brass. Light gray shantung shade
Base ceramica in finitura blu oceano e dettagli in ottone naturale. Paralume in shantung grigio chiaro

1533-GS-10



CERAMICS TABLE LAMP

DIAM.50 X H.90 (CM)

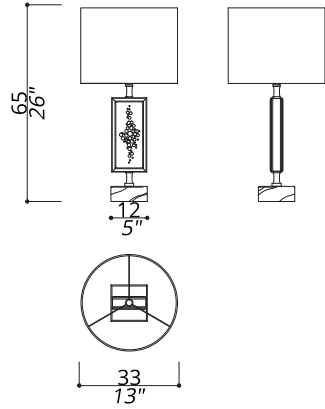
Ceramic structure in antiqued ivory finish and details in natural brass. Gold trevira wave shade
Base ceramica in finitura avorio invecchiato e dettagli in ottone naturale. Paralume in rete trevira oro

1531-GI-24



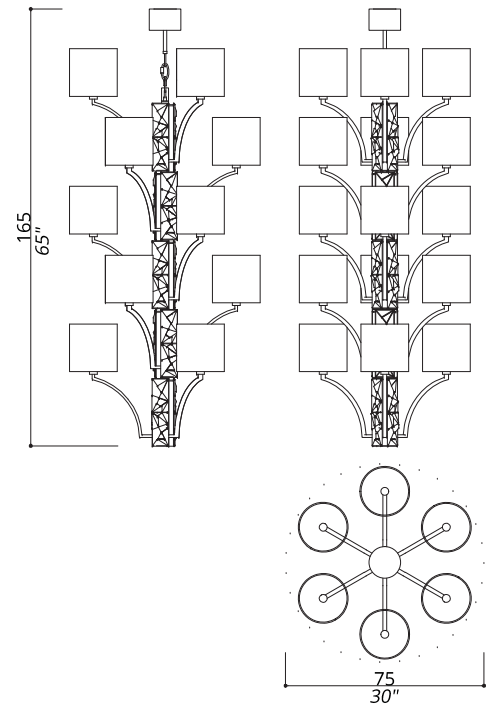
TECHNICAL SHEETS

FLUTE

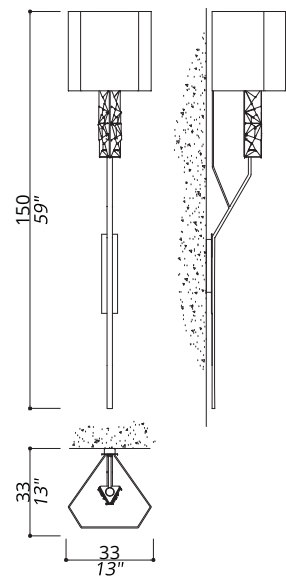


131-BB-30	TABLE LAMP	TWO-SIDED FRAME IN GALUCHAT UPHOLSTERY. STRUCTURE IN F_10 (NATURAL BRASS); DARK GRAY GALUCHAT. PORTORO MARBLE BASE.	1 LIGHT TYPE E27
131-BB-28	TABLE LAMP	STRUCTURE IN F_10 (NATURAL BRASS); LIGHT BROWN GALUCHAT. CALACATTA GOLD MARBLE BASE.	1 LIGHT TYPE E27
131-NN-41	TABLE LAMP	STRUCTURE IN F_31 (POLISHED NICKEL FINISH); LIGHT GREEN GALUCHAT. CARRARA MARBLE BASE.	1 LIGHT TYPE E27
131-DN-29	TABLE LAMP	STRUCTURE IN F_41 (POLISHED BLACK NICKEL FINISH); DARK GRAY GALUCHAT. MARQUINIA MARBLE BASE.	1 LIGHT TYPE E27

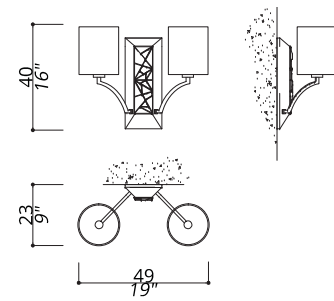
CREA



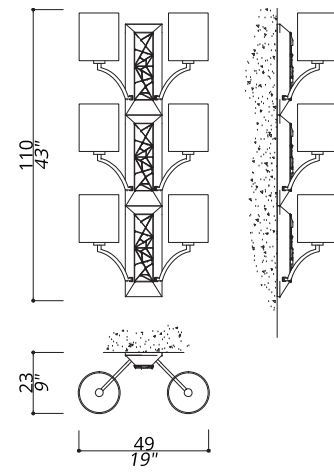
211-BB-24	MODULAR CHANDELIER	FIVE MODULAR FIXTURES COMPOSITION. CENTRAL STRUCTURE OF 3D DESIGNED PANELS IN SOLID BRASS. 50 CM OF CHAIN INCLUDED. STRUCTURE IN F_13 (BURNISHED BRASS FINISH); TILES IN F_12 (BRUSHED & BURNISHED BRASS); CONNECTION BOX AND DETAILS IN F_10 (NATURAL BRASS).	15 LIGHTS TYPE E14
------------------	--------------------	---	-----------------------



221-NK-04	WALL LAMP	CENTRAL STRUCTURE OF 3D DESIGNED PANELS IN SOLID BRASS. STRUCTURE IN L_56 (BLACK MATTE FINISH); TILES IN F_33 (SATIN NICKEL FINISH); DETAILS AND CONNECTION BOX IN F_31 (POLISHED NICKEL FINISH).	1 LIGHT TYPE E27
221-BB-33	WALL LAMP	STRUCTURE IN F_13 (BURNISHED BRASS FINISH); TILES IN F_12 (BRUSHED & BURNISHED BRASS); CONNECTION BOX AND DETAILS IN F_10 (NATURAL BRASS).	1 LIGHT TYPE E27

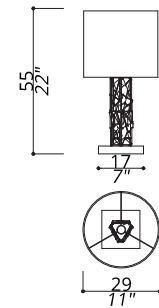


222-NC-23	WALL LAMP	ONE MODULE COMPOSITION. CENTRAL STRUCTURE OF 3D DESIGNED PANELS IN SOLID BRASS. STRUCTURE IN L_57; TILES IN F_33; DETAILS AND CONNECTION BOX IN F_31.	2 LIGHTS TYPE E14
------------------	-----------	---	----------------------

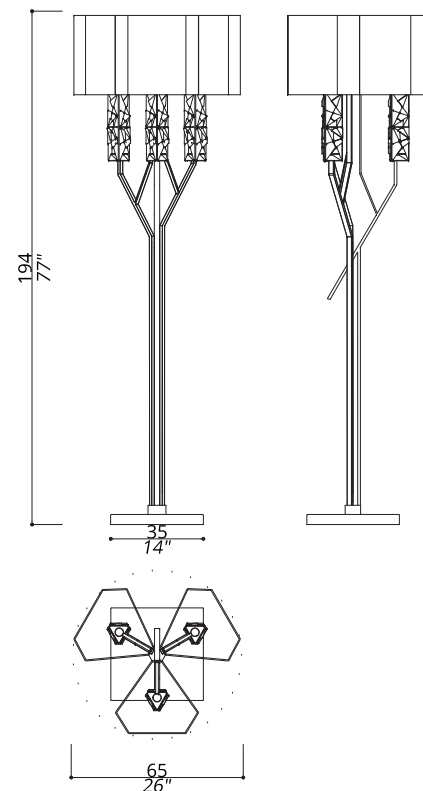


222-BB-33	WALL LAMP	STRUCTURE IN F_13 (BURNISHED BRASS FINISH); TILES IN F_12 (BRUSHED & BURNISHED BRASS); CONNECTION BOX AND DETAILS IN F_10 (NATURAL BRASS).	
------------------	-----------	--	--

223-GJ-33	WALL LAMP	THREE MODULES COMPOSITION. CENTRAL STRUCTURE OF 3D DESIGNED PANELS IN SOLID BRASS. STRUCTURE IN L_55 (BEIGE FINISH); TILES IN F_15 (SATIN GOLD FINISH); DETAILS AND CONNECTION BOX IN F_14 (POLISHED GOLD FINISH).	6 LIGHTS TYPE E14
------------------	-----------	--	----------------------

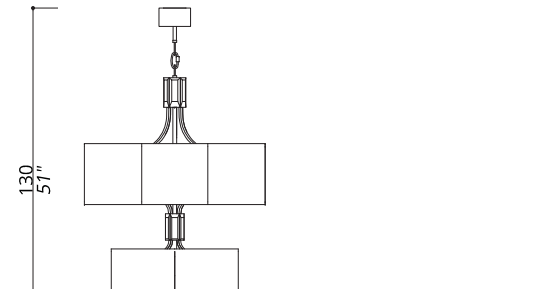
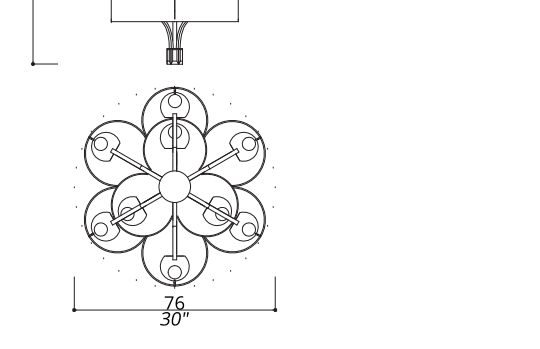
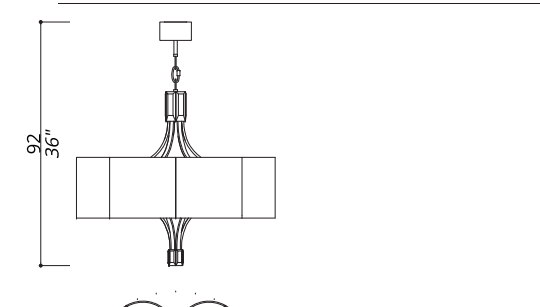
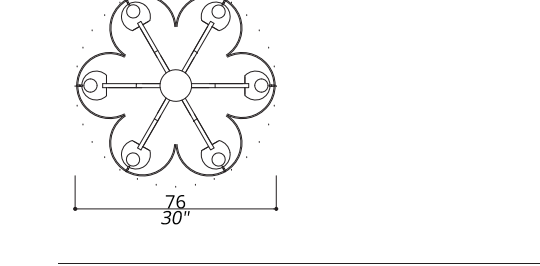
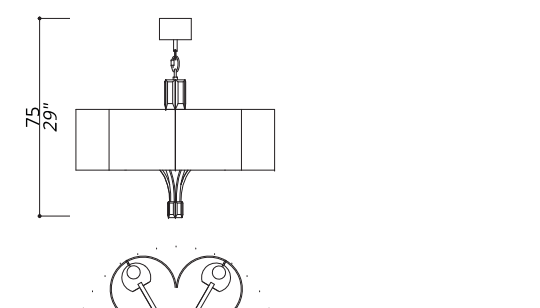
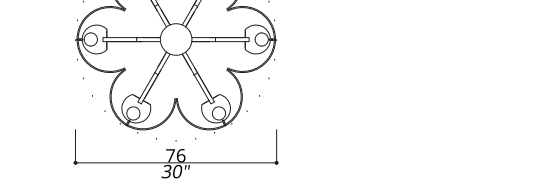


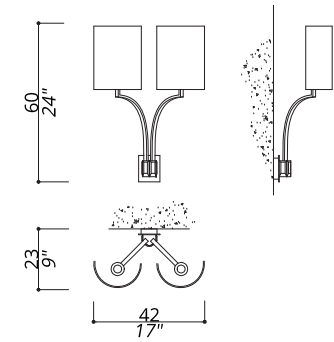
231-BB-28	TABLE LAMP	CENTRAL STRUCTURE OF 3D DESIGNED PANELS IN SOLID BRASS. STRUCTURE AND CONNECTION BOX IN F_13 (BURNISHED BRASS FINISH); TILES IN F_12 (BRUSHED & BURNISHED BRASS); DETAILS IN F_10 (NATURAL BRASS). METAL BASE.	1 LIGHT TYPE E27
------------------	------------	--	---------------------



241-GK-11	FLOOR LAMP	CENTRAL STRUCTURES OF 3D DESIGNED PANELS IN SOLID BRASS. STRUCTURE IN L_56 (BLACK MATTE FINISH); TILES IN F_15 (SATIN GOLD FINISH); DETAILS IN F_14 (POLISHED GOLD FINISH). METAL BASE.	3 LIGHTS TYPE E27
------------------	------------	---	----------------------

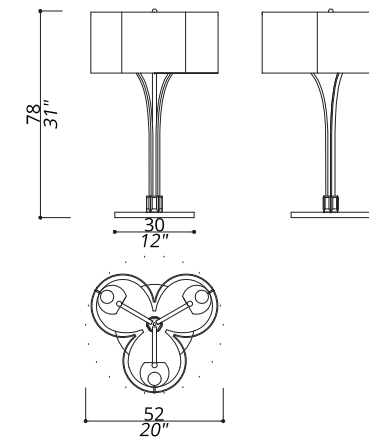
BLOOM

	311-NJ-23	MODULAR CHANDELIER	TWO LAYER COMPOSITION OF SIX PLUS THREE PETAL-SHAPED SHADES. 50 CM OF CHAIN INCLUDED. STRUCTURE IN L_55 (BEIGE FINISH); CONNECTION BOX AND DETAILS IN F_31 (POLISHED NICKEL FINISH) AND F_33 (SATIN NICKEL FINISH).	9 LIGHTS TYPE E14
	311-GK-30	MODULAR CHANDELIER	STRUCTURE IN L_56 (BLACK MATTE FINISH); CONNECTION BOX AND DETAILS IN F_14 (POLISHED GOLD FINISH) AND F_15 (SATIN GOLD FINISH).	9 LIGHTS TYPE E14
	312-NJ-23	CHANDELIER	ONE LAYER COMPOSITION OF SIX PETAL-SHAPED SHADES. 50 CM OF CHAIN INCLUDED. STRUCTURE IN L_55 (BEIGE FINISH); CONNECTION BOX AND DETAILS IN F_31 (POLISHED NICKEL FINISH) AND F_33 (SATIN NICKEL FINISH).	6 LIGHTS TYPE E14
	312-GK-30	CHANDELIER	STRUCTURE IN L_56 (BLACK MATTE FINISH); CONNECTION BOX AND DETAILS IN F_14 (POLISHED GOLD FINISH) AND F_15 (SATIN GOLD FINISH).	6 LIGHTS TYPE E14
	313-NJ-23	CHANDELIER	ONE LAYER COMPOSITION OF SIX PETAL-SHAPED SHADES. 50 CM OF CHAIN INCLUDED. STRUCTURE IN L_55 (BEIGE FINISH); CONNECTION BOX AND DETAILS IN F_31 (POLISHED NICKEL FINISH) AND F_33 (SATIN NICKEL FINISH).	6 LIGHTS TYPE E14
	313-GK-30	CHANDELIER	STRUCTURE IN L_56 (BLACK MATTE FINISH); CONNECTION BOX AND DETAILS IN F_14 (POLISHED GOLD FINISH) AND F_15 (SATIN GOLD FINISH).	6 LIGHTS TYPE E14



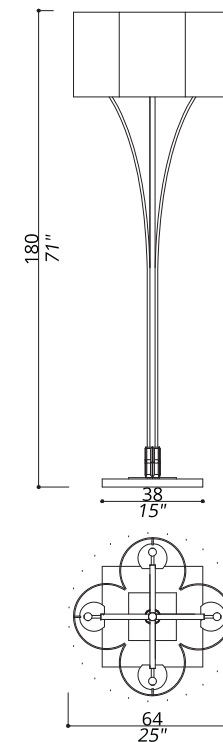
321-NJ-23	WALL LAMP	STRUCTURE IN L_55 (BEIGE FINISH); CONNECTION BOX AND DETAILS IN F_31 (POLISHED NICKEL FINISH) AND F_33 (SATIN NICKEL FINISH).	2 LIGHTS TYPE E14
------------------	-----------	---	----------------------

321-GK-30	WALL LAMP	STRUCTURE IN L_56 (BLACK MATTE FINISH); CONNECTION BOX AND DETAILS IN F_14 (POLISHED GOLD FINISH) AND F_15 (SATIN GOLD FINISH).	2 LIGHTS TYPE E14
------------------	-----------	---	----------------------



331-NJ-23	TABLE LAMP	THREE PETAL-SHAPED SHADES COMPOSITION. STRUCTURE AND BASE IN L_55 (BEIGE FINISH); DETAILS IN F_31 (POLISHED NICKEL FINISH) AND F_33 (SATIN NICKEL FINISH). METAL BASE.	3 LIGHTS TYPE E14
------------------	------------	---	----------------------

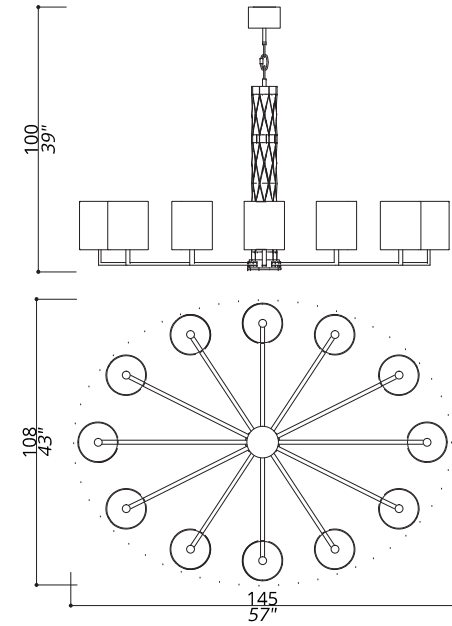
331-GK-30	TABLE LAMP	STRUCTURE AND BASE IN L_56 (BLACK MATTE FINISH); DETAILS IN F_14 (POLISHED GOLD FINISH) AND F_15 (SATIN GOLD FINISH). METAL BASE.	3 LIGHTS TYPE E14
------------------	------------	---	----------------------



341-NJ-23	FLOOR LAMP	FOUR PETAL-SHAPED SHADES COMPOSITION. STRUCTURE AND BASE IN L_55 (BEIGE FINISH); DETAILS IN F_31 (POLISHED NICKEL FINISH) AND F_33 (SATIN NICKEL FINISH). METAL BASE.	4 LIGHTS TYPE E14
------------------	------------	--	----------------------

341-GK-30	FLOOR LAMP	STRUCTURE AND BASE IN L_56 (BLACK MATTE FINISH); DETAILS IN F_14 (POLISHED GOLD FINISH) AND F_15 (SATIN GOLD FINISH). METAL BASE.	4 LIGHTS TYPE E14
------------------	------------	---	----------------------

FLAIRE



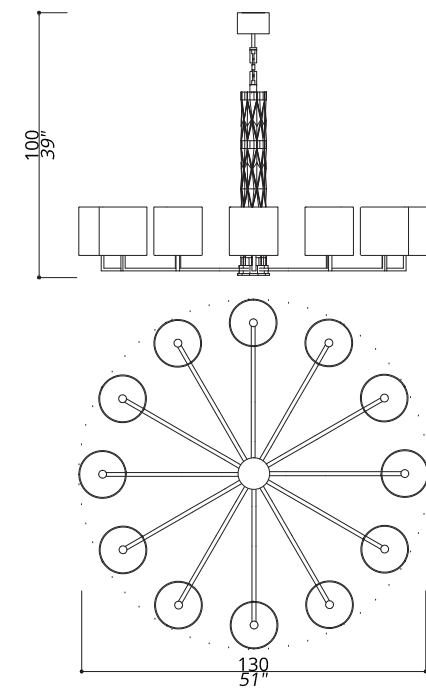
411-BB-22

CHANDELIER

OVAL SHAPED; CENTRAL STRUCTURE COMPOSITION OF SOLID BRASS ELEMENTS. 50 CENTIMETRES OF CHAIN INCLUDED.

12 LIGHTS
TYPE E14

STRUCTURE IN F_13 (BURNISHED BRASS FINISH); CONNECTION BOX AND DETAILS IN F_10 (NATURAL BRASS).



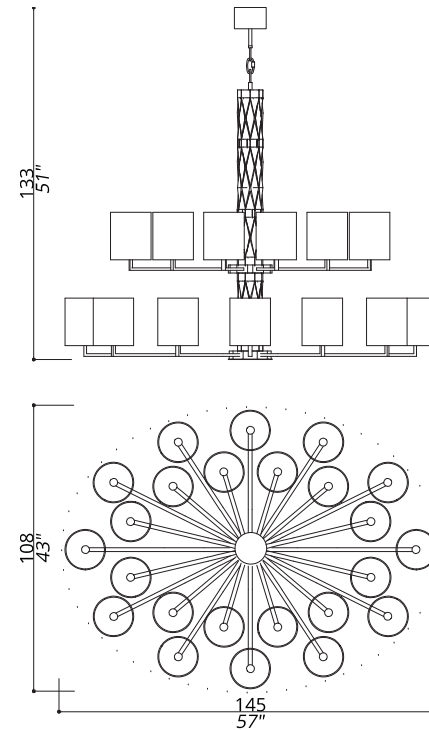
413-BB-22

CHANDELIER

ROUND SHAPED; CENTRAL STRUCTURE COMPOSITION OF SOLID BRASS ELEMENTS. 50 CENTIMETRES OF CHAIN INCLUDED.

12 LIGHTS
TYPE E14

STRUCTURE IN F_13 (BURNISHED BRASS FINISH); CONNECTION BOX AND DETAILS IN F_10 (NATURAL BRASS).



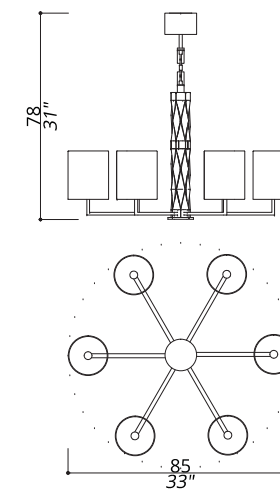
414-BB-24

DOUBLE
CHANDELIER

TWO LAYERS, OVAL SHAPED; CENTRAL STRUCTURE COMPOSITION OF SOLID BRASS ELEMENTS. 50 CENTIMETRES OF CHAIN INCLUDED.

24 LIGHTS
TYPE E14

STRUCTURE IN F_13 (BURNISHED BRASS FINISH); CONNECTION BOX AND DETAILS IN F_10 (NATURAL BRASS).



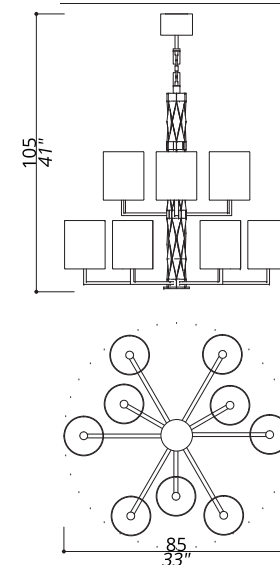
415-BB-22

SUSPENSION

ROUND SHAPED; CENTRAL STRUCTURE COMPOSITION OF SOLID BRASS ELEMENTS. 50 CENTIMETRES OF CHAIN INCLUDED.

6 LIGHTS
TYPE E14

STRUCTURE IN F_13 (BURNISHED BRASS FINISH); CONNECTION BOX AND DETAILS IN F_10 (NATURAL BRASS).



416-BB-22

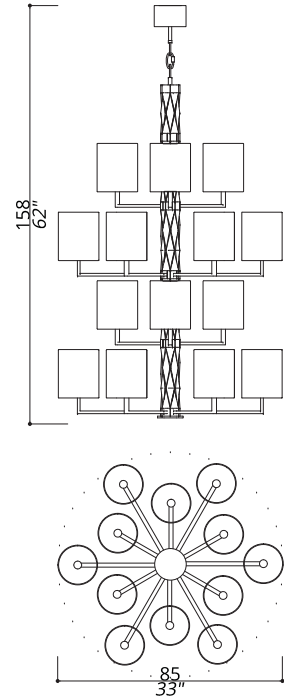
DOUBLE
SUSPENSION

ROUND SHAPED; CENTRAL STRUCTURE COMPOSITION OF SOLID BRASS ELEMENTS. 50 CENTIMETRES OF CHAIN INCLUDED.

9 LIGHTS
TYPE E14

STRUCTURE IN F_13 (BURNISHED BRASS FINISH); CONNECTION BOX AND DETAILS IN F_10 (NATURAL BRASS).

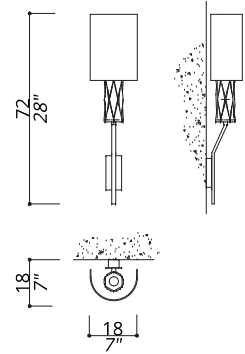
FLAIRE



418-BB-22 MODULAR CHANDELIER ROUND SHAPED; CENTRAL STRUCTURE COMPOSITION OF SOLID BRASS ELEMENTS. 50 CENTIMETRES OF CHAIN INCLUDED.

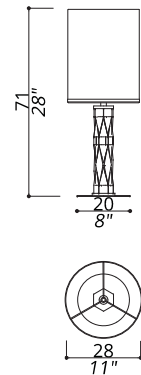
STRUCTURE IN F_13 (BURNISHED BRASS FINISH); CONNECTION BOX AND DETAILS IN F_10 (NATURAL BRASS).

18 LIGHTS TYPE E14



421-BB-22 WALL LAMP STRUCTURE IN F_13 (BURNISHED BRASS FINISH); CONNECTION BOX AND DETAILS IN F_10 (NATURAL BRASS).

1 LIGHT TYPE E14



431-BB-22 TABLE LAMP STRUCTURE AND BASE IN F_13 (BURNISHED BRASS FINISH); DETAILS IN F_10 (NATURAL BRASS). METAL BASE.

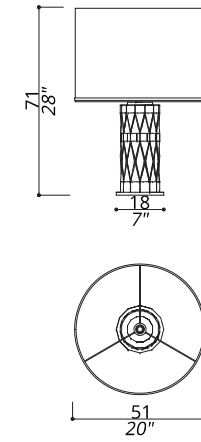
1 LIGHT TYPE E27

431-NN-22 TABLE LAMP STRUCTURE AND BASE IN F_33 (SATIN NICKEL FINISH); DETAILS IN F_31 (POLISHED NICKEL FINISH). METAL BASE.

1 LIGHT TYPE E27

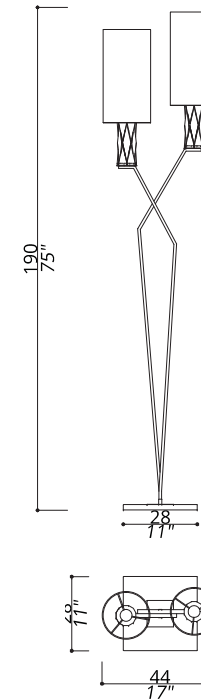
431-RK-25 TABLE LAMP STRUCTURE AND BASE IN L_56 (BLACK MATTE FINISH); DETAILS IN F_21 (POLISHED COPPER FINISH). METAL BASE.

1 LIGHT TYPE E27



432-BB-22 TABLE LAMP STRUCTURE AND BASE IN F_13 (BURNISHED BRASS FINISH); DETAILS IN F_10 (NATURAL BRASS). METAL BASE.

1 LIGHT TYPE E27

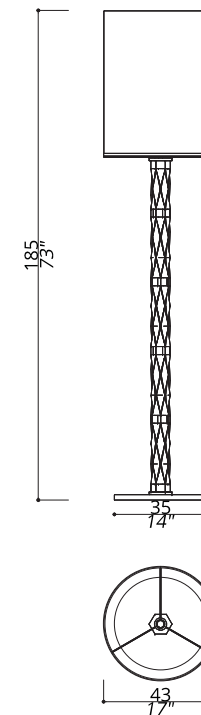


441-RK-25 FLOOR LAMP STRUCTURE IN L_56 (BLACK MATTE FINISH); DETAILS IN F_21 (POLISHED COPPER FINISH). MARQUINIA MARBLE BASE.

2 LIGHTS TYPE E14

441-BB-22 FLOOR LAMP STRUCTURE IN F_13 (BURNISHED BRASS FINISH); DETAILS IN F_10 (NATURAL BRASS). PORTORO MARBLE BASE.

2 LIGHTS TYPE E14



442-BB-22 FLOOR LAMP STRUCTURE IN F_13 (BURNISHED BRASS FINISH); DETAILS IN F_10 (NATURAL BRASS). PORTORO MARBLE BASE.

1 LIGHT TYPE E27

TOP

	511-GK-24 CHANDELIER	TWO LAYERED CHANDELIER; SOLID ALUMINIUM CENTRAL STRUCTURE. 50 CENTIMETRES OF CHAIN INCLUDED. STRUCTURE IN L_56 (BLACK MATTE FINISH); CONNECTION BOX AND DETAILS IN F_15 (SATIN GOLD FINISH).	12 LIGHTS TYPE E14
	512-GK-24 CHANDELIER	TWO LAYERED CHANDELIER; SOLID ALUMINIUM CENTRAL STRUCTURE. 50 CENTIMETRES OF CHAIN INCLUDED. STRUCTURE IN L_56 (BLACK MATTE FINISH); CONNECTION BOX AND DETAILS IN F_15 (SATIN GOLD FINISH).	9 LIGHTS TYPE E14
	513-GK-24 CHANDELIER	ONE LAYERED CHANDELIER; SOLID ALUMINIUM CENTRAL STRUCTURE. 50 CENTIMETRES OF CHAIN INCLUDED. STRUCTURE IN L_56 (BLACK MATTE FINISH); CONNECTION BOX AND DETAILS IN F_15 (SATIN GOLD FINISH).	6 LIGHTS TYPE E14
	521-GK-24 WALL LAMP	STRUCTURE IN L_56 (BLACK MATTE FINISH); CONNECTION BOX AND DETAILS IN F_15 (SATIN GOLD FINISH).	1 LIGHT TYPE E14

	515-GK-24 SUSPENSION	SOLID ALUMINIUM CENTRAL STRUCTURE. 50 CENTIMETRES OF CHAIN INCLUDED. STRUCTURE IN L_56 (BLACK MATTE FINISH); CONNECTION BOX AND DETAILS IN F_15 (SATIN GOLD FINISH).	3 LIGHTS TYPE E14
	531-GK-24 TABLE LAMP	STRUCTURE IN L_56 (BLACK MATTE FINISH); BASE AND DETAILS IN F_15 (SATIN GOLD FINISH). METAL BASE.	1 LIGHT TYPE E27
	532-GK-24 TABLE LAMP	STRUCTURE IN L_56 (BLACK MATTE FINISH); BASE AND DETAILS IN F_15 (SATIN GOLD FINISH). METAL BASE.	1 LIGHT TYPE E27
	541-GK-24 FLOOR LAMP	STRUCTURE IN L_56 (BLACK MATTE FINISH); BASE AND DETAILS IN F_15 (SATIN GOLD FINISH). METAL BASE.	1 LIGHT TYPE E27

TOP GLASS

	<p>611-GK-X</p> <p>CHANDELIER</p>	<p>TWO LAYERED CHANDELIER; SOLID ALUMINIUM CENTRAL STRUCTURE. 50 CENTIMETRES OF CHAIN INCLUDED.</p> <p>STRUCTURE IN L_56 (BLACK MATTE FINISH); CONNECTION BOX AND DETAILS IN F_15 (SATIN GOLD FINISH).</p>	<p>12 LIGHTS TYPE E14</p>
	<p>612-GK-X</p> <p>CHANDELIER</p>	<p>TWO LAYERED CHANDELIER; SOLID ALUMINIUM CENTRAL STRUCTURE. 50 CENTIMETRES OF CHAIN INCLUDED.</p> <p>STRUCTURE IN L_56 (BLACK MATTE FINISH); CONNECTION BOX AND DETAILS IN F_15 (SATIN GOLD FINISH).</p>	<p>9 LIGHTS TYPE E14</p>
	<p>613-GK-X</p> <p>CHANDELIER</p>	<p>ONE LAYERED CHANDELIER; SOLID ALUMINIUM CENTRAL STRUCTURE. 50 CENTIMETRES OF CHAIN INCLUDED.</p> <p>STRUCTURE IN L_56 (BLACK MATTE FINISH); CONNECTION BOX AND DETAILS IN F_15 (SATIN GOLD FINISH).</p>	<p>6 LIGHTS TYPE E14</p>

	<p>614-GK-X</p> <p>CHANDELIER</p>	<p>SOLID ALUMINIUM CENTRAL STRUCTURE. 50 CENTIMETRES OF CHAIN INCLUDED.</p> <p>STRUCTURE IN L_56 (BLACK MATTE FINISH); CONNECTION BOX AND DETAILS IN F_15 (SATIN GOLD FINISH).</p>	<p>6 LIGHTS TYPE E14</p>
	<p>621-GK-X</p> <p>WALL LAMP</p>	<p>STRUCTURE IN L_56 (BLACK MATTE FINISH); BASE AND DETAILS IN F_15 (SATIN GOLD FINISH). METAL BASE.</p>	<p>1 LIGHT TYPE E14</p>
	<p>623-GK-X</p> <p>WALL LAMP</p>	<p>STRUCTURE IN L_56 (BLACK MATTE FINISH); BASE AND DETAILS IN F_15 (SATIN GOLD FINISH). METAL BASE.</p>	<p>2 LIGHTS TYPE E14</p>
	<p>631-GK-24</p> <p>TABLE LAMP</p>	<p>TWO LAYERED CHANDELIER; SOLID ALUMINIUM CENTRAL STRUCTURE. 50 CENTIMETRES OF CHAIN INCLUDED.</p>	<p>1 LIGHT TYPE E27</p>
	<p>632-GK-24</p> <p>TABLE LAMP</p>	<p>STRUCTURE IN L_56 (BLACK MATTE FINISH); BASE AND DETAILS IN F_15 (SATIN GOLD FINISH). METAL BASE.</p>	<p>1 LIGHT TYPE E27</p>

	<p>633-GK-X</p> <p>TABLE LAMP</p>	<p>STRUCTURE IN L_56 (BLACK MATTE FINISH); BASE AND DETAILS IN F_15 (SATIN GOLD FINISH). METAL BASE.</p>	<p>2 LIGHTS TYPE E14</p>
--	--	--	------------------------------

	<p>641-GK-X</p> <p>FLOOR LAMP</p>	<p>STRUCTURE IN L_56 (BLACK MATTE FINISH); BASE AND DETAILS IN F_15 (SATIN GOLD FINISH). METAL BASE.</p>	<p>3 LIGHTS TYPE E14</p>
--	--	--	------------------------------

	<p>642-GK-X</p> <p>FLOOR LAMP</p>	<p>STRUCTURE IN L_56 (BLACK MATTE FINISH); BASE AND DETAILS IN F_15 (SATIN GOLD FINISH). METAL BASE.</p>	<p>1 LIGHT TYPE E27</p>
--	--	--	-----------------------------

	<p>711-BB-11</p> <p>CHANDELIER</p>	<p>PLAIN & HAMMERED PLATES CENTRAL DESIGN. 50 CENTIMETRES OF CHAIN INCLUDED.</p> <p>STRUCTURE IN F_13 (BURNISHED BRASS FINISH); CONNECTION BOX IN F_10 (NATURAL BRASS). DETAILS IN F_13, F_12 (BRUSHED&BURNISHED BRASS) AND F_10.</p>	<p>12 LIGHTS TYPE E14</p>
--	---	---	-------------------------------

	<p>711-NN-33</p> <p>CHANDELIER</p>	<p>STRUCTURE IN F_41 (POLISHED BLACK NICKEL); CONNECTION BOX IN F_31 (POLISHED NICKEL FINISH). DETAILS IN F_41, F_33 (SATIN NICKEL FINISH) AND F_31.</p>	<p>12 LIGHTS TYPE E14</p>
--	---	--	-------------------------------

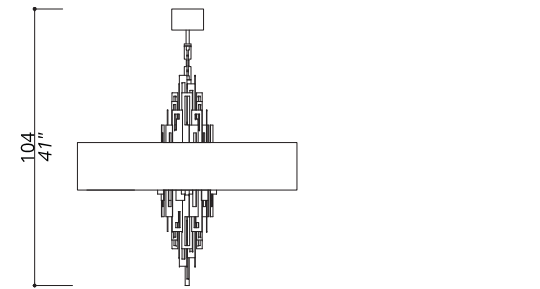
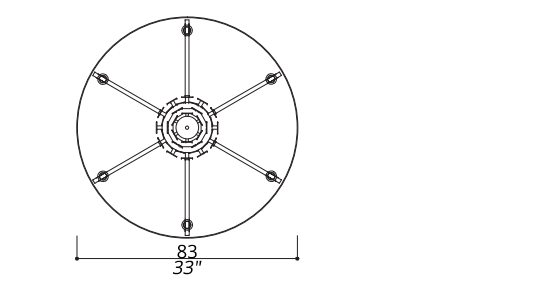
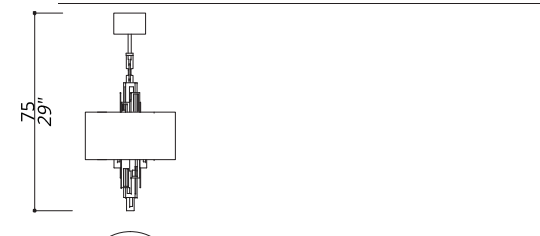

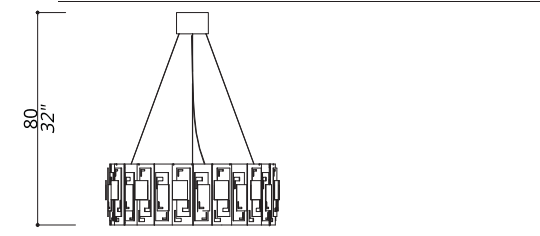
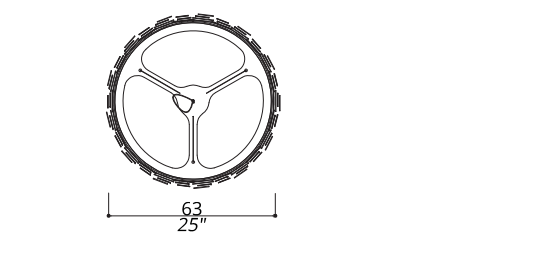
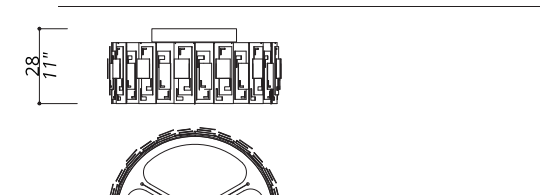
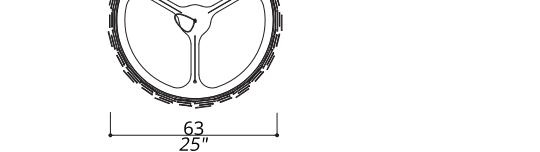
	<p>712-BB-11</p> <p>CHANDELIER</p>	<p>PLAIN & HAMMERED PLATES CENTRAL DESIGN. 50 CENTIMETRES OF CHAIN INCLUDED.</p> <p>STRUCTURE IN F_13 (BURNISHED BRASS FINISH); CONNECTION BOX IN F_10 (NATURAL BRASS). DETAILS IN F_13, F_12 (BRUSHED&BURNISHED BRASS) AND F_10.</p>	<p>6 LIGHTS TYPE E14</p>
--	---	---	------------------------------

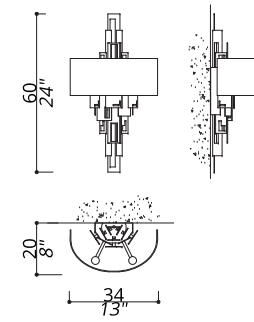
	<p>712-NN-33</p> <p>CHANDELIER</p>	<p>STRUCTURE IN F_41 (POLISHED BLACK NICKEL); CONNECTION BOX IN F_31 (POLISHED NICKEL FINISH). DETAILS IN F_41, F_33 (SATIN NICKEL FINISH) AND F_31.</p>	<p>6 LIGHTS TYPE E14</p>
--	---	--	------------------------------

	<p>713-BB-11</p> <p>CHANDELIER</p>	<p>PLAIN & HAMMERED PLATES CENTRAL DESIGN. 50 CENTIMETRES OF CHAIN INCLUDED.</p> <p>STRUCTURE IN F_13 (BURNISHED BRASS FINISH); CONNECTION BOX IN F_10 (NATURAL BRASS). DETAILS IN F_13, F_12 (BRUSHED&BURNISHED BRASS) AND F_10.</p>	<p>8 LIGHTS TYPE E14</p>
--	---	---	------------------------------

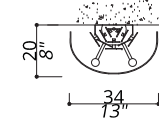
	<p>713-NN-33</p> <p>CHANDELIER</p>	<p>STRUCTURE IN F_41 (POLISHED BLACK NICKEL); CONNECTION BOX IN F_31 (POLISHED NICKEL FINISH). DETAILS IN F_41, F_33 (SATIN NICKEL FINISH) AND F_31.</p>	<p>8 LIGHTS TYPE E14</p>
--	---	--	------------------------------

GLAM

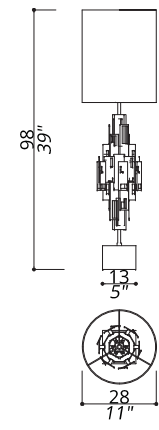
	756-BB-11	SUSPENSION	<p>PLAIN & HAMMERED PLATES CENTRAL DESIGN. 50 CENTIMETRES OF CHAIN INCLUDED.</p> <p>STRUCTURE IN F_13 (BURNISHED BRASS FINISH); CONNECTION BOX IN F_10 (NATURAL BRASS). DETAILS IN F_13, F_12 (BRUSHED&BURNISHED BRASS) AND F_10.</p>	6 LIGHTS TYPE E14
	756-NK-07	SUSPENSION	<p>STRUCTURE IN L_56 (BLACK FINISH); DETAILS IN L_56, F_33 (SATIN NICKEL) AND F_31 (POLISHED NICKEL). CONNECTION BOX IN F_31.</p>	6 LIGHTS TYPE E14
	757-BB-11	SUSPENSION	<p>PLAIN & HAMMERED PLATES CENTRAL DESIGN. 50 CENTIMETRES OF CHAIN INCLUDED.</p> <p>STRUCTURE IN F_13 (BURNISHED BRASS FINISH); CONNECTION BOX IN F_10 (NATURAL BRASS). DETAILS IN F_13, F_12 (BRUSHED&BURNISHED BRASS) AND F_10.</p>	6 LIGHTS TYPE E14
	757-NK-07	SUSPENSION	<p>STRUCTURE IN L_56 (BLACK FINISH); DETAILS IN L_56, F_33 (SATIN NICKEL) AND F_31 (POLISHED NICKEL). CONNECTION BOX IN F_31.</p>	6 LIGHTS TYPE E14
	750-BB	SUSPENSION	<p>PLAIN & HAMMERED PLATES DESIGN. 50 CENTIMETRES OF STEEL WIRE INCLUDED.</p> <p>STRUCTURE AND CONNECTION BOX IN F_13 (BURNISHED BRASS FINISH); DETAILS IN F_12 (BRUSHED&BURNISHED BRASS) AND F_10 (NATURAL BRASS).</p>	6 LIGHTS TYPE E27
	750-NJ	SUSPENSION	<p>STRUCTURE AND CONNECTION BOX IN L_55 (BEIGE FINISH); DETAILS IN L_55, F_33 (SATIN NICKEL) AND F_31 (POLISHED NICKEL).</p>	6 LIGHTS TYPE E27
	751-BB	CEILING LAMP	<p>PLAIN & HAMMERED PLATES DESIGN.</p> <p>STRUCTURE AND CONNECTION BOX IN F_13 (BURNISHED BRASS FINISH); DETAILS IN F_12 (BRUSHED&BURNISHED BRASS) AND F_10 (NATURAL BRASS).</p>	6 LIGHTS TYPE E27
	751-NJ	CEILING LAMP	<p>STRUCTURE AND CONNECTION BOX IN L_55 (BEIGE FINISH); DETAILS IN L_55, F_33 (SATIN NICKEL) AND F_31 (POLISHED NICKEL).</p>	6 LIGHTS TYPE E27



721-BB-11	WALL LAMP	<p>PLAIN & HAMMERED PLATES CENTRAL DESIGN.</p> <p>STRUCTURE AND CONNECTION BOX IN F_10 (NATURAL BRASS). DETAILS IN F_12 (BRUSHED&BURNISHED BRASS) AND F_10.</p>	2 LIGHTS TYPE E14
------------------	-----------	---	----------------------



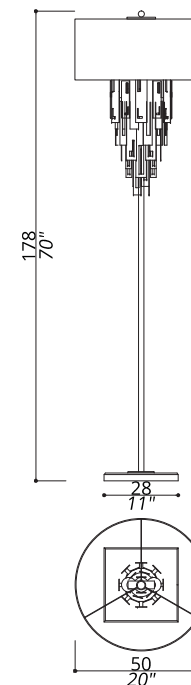
721-NN-33	WALL LAMP	<p>STRUCTURE AND CONNECTION BOX IN F_33 (SATIN NICKEL FINISH). DETAILS IN F_33 AND F_31 (POLISHED NICKEL FINISH).</p>	2 LIGHTS TYPE E14
------------------	-----------	---	----------------------



731-BB-11	TABLE LAMP	<p>PLAIN & HAMMERED PLATES CENTRAL DESIGN.</p> <p>STRUCTURE IN F_10 (NATURAL BRASS); DETAILS IN F_12 (BRUSHED&BURNISHED BRASS) AND F_10. CALACATTA MARBLE BASE.</p>	1 LIGHT TYPE E27
------------------	------------	---	---------------------

731-BB-26	TABLE LAMP	<p>STRUCTURE IN F_10 (NATURAL BRASS); DETAILS IN F_12 (BRUSHED&BURNISHED BRASS) AND F_10. PORTORO MARBLE BASE.</p>	1 LIGHT TYPE E27
------------------	------------	--	---------------------

731-NK-07	TABLE LAMP	<p>STRUCTURE IN L_56 (BLACK FINISH); DETAILS IN L_56, F_33 (SATIN NICKEL FINISH) AND F_31 (POLISHED NICKEL FINISH). MARQUINIA MARBLE BASE.</p>	1 LIGHT TYPE E27
------------------	------------	--	---------------------

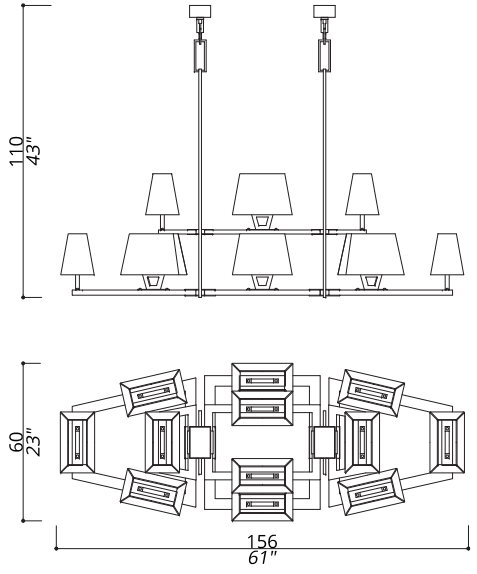
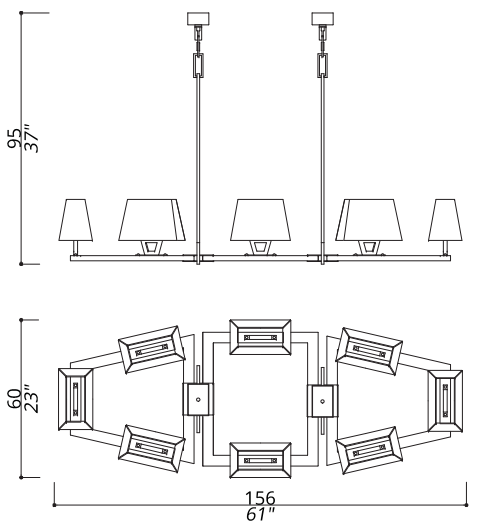
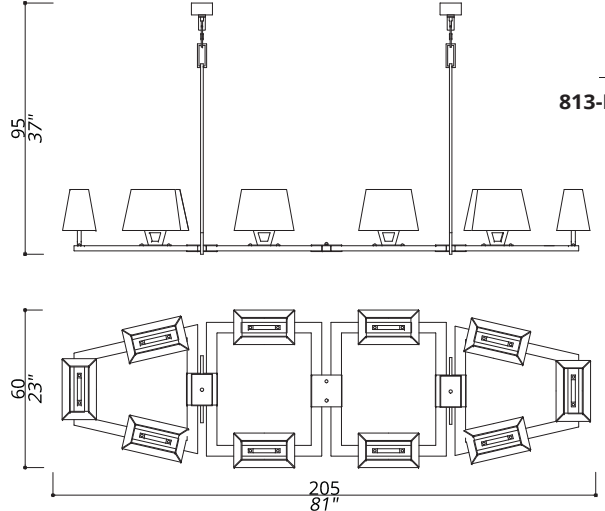


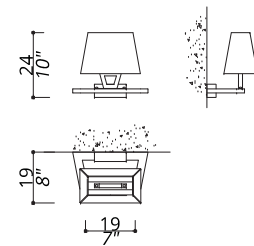
741-BB-11	FLOOR LAMP	<p>PLAIN & HAMMERED PLATES CENTRAL DESIGN.</p> <p>STRUCTURE IN F_10 (NATURAL BRASS); DETAILS IN F_12 (BRUSHED&BURNISHED BRASS) AND F_10. CALACATTA MARBLE BASE.</p>	1 LIGHT TYPE E27
------------------	------------	---	---------------------

741-BB-26	TABLE LAMP	<p>STRUCTURE IN F_10 (NATURAL BRASS); DETAILS IN F_12 (BRUSHED&BURNISHED BRASS) AND F_10. PORTORO MARBLE BASE.</p>	1 LIGHT TYPE E27
------------------	------------	--	---------------------

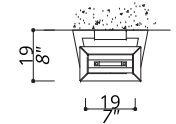
741-NK-07	TABLE LAMP	<p>STRUCTURE IN L_56 (BLACK FINISH); DETAILS IN L_56, F_33 (SATIN NICKEL FINISH) AND F_31 (POLISHED NICKEL FINISH). MARQUINIA MARBLE BASE.</p>	1 LIGHT TYPE E27
------------------	------------	--	---------------------

TRAPEZE

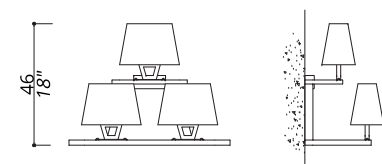
	811-NC-04	DOUBLE CHANDELIER	STRUCTURE IN L_57 (WHITE FINISH); DETAILS AND CONNECTION BOX IN F_31 (POLISHED NICKEL FINISH).	12 LIGHTS TYPE E14
	811-BB-24	DOUBLE CHANDELIER	STRUCTURE IN F_13 (BURNISHED BRASS FINISH); CONNECTION BOX AND DETAILS IN F_10 (NATURAL BRASS).	12 LIGHTS TYPE E14
	812-NC-04	CHANDELIER	STRUCTURE IN L_57 (WHITE FINISH); DETAILS AND CONNECTION BOX IN F_31 (POLISHED NICKEL FINISH).	8 LIGHTS TYPE E14
	812-BB-24	CHANDELIER	STRUCTURE IN F_13 (BURNISHED BRASS FINISH); CONNECTION BOX AND DETAILS IN F_10 (NATURAL BRASS).	8 LIGHTS TYPE E14
	813-NC-04	CHANDELIER	STRUCTURE IN L_57 (WHITE FINISH); DETAILS AND CONNECTION BOX IN F_31 (POLISHED NICKEL FINISH).	10 LIGHTS TYPE E14
	813-BB-24	CHANDELIER	STRUCTURE IN F_13 (BURNISHED BRASS FINISH); CONNECTION BOX AND DETAILS IN F_10 (NATURAL BRASS).	10 LIGHTS TYPE E14



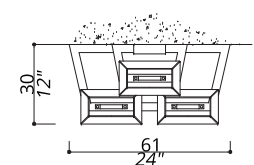
821-NC-04	WALL LAMP	STRUCTURE IN L_57 (WHITE FINISH); DETAILS AND CONNECTION BOX IN F_31 (POLISHED NICKEL FINISH).	1 LIGHT TYPE E14
------------------	-----------	--	---------------------



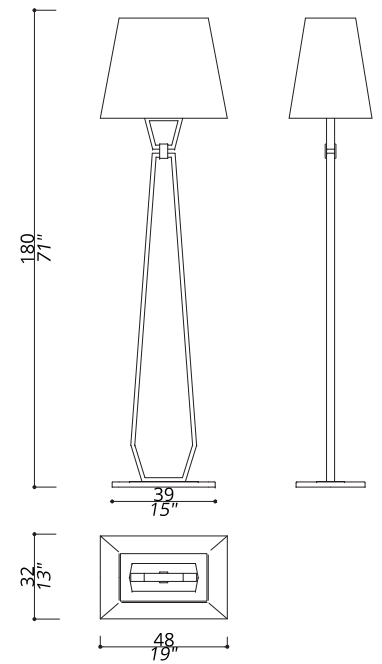
821-BB-24	WALL LAMP	STRUCTURE IN F_13 (BURNISHED BRASS FINISH); CONNECTION BOX AND DETAILS IN F_10 (NATURAL BRASS).	1 LIGHT TYPE E14
------------------	-----------	---	---------------------



823-NC-04	WALL LAMP	STRUCTURE IN L_57 (WHITE FINISH); DETAILS AND CONNECTION BOX IN F_31 (POLISHED NICKEL FINISH).	3 LIGHTS TYPE E14
------------------	-----------	--	----------------------



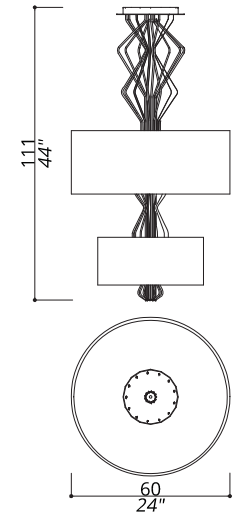
823-BB-24	WALL LAMP	STRUCTURE IN F_13 (BURNISHED BRASS FINISH); CONNECTION BOX AND DETAILS IN F_10 (NATURAL BRASS).	3 LIGHTS TYPE E14
------------------	-----------	---	----------------------



841-NC-04	FLOOR LAMP	STRUCTURE IN L_57 (WHITE FINISH); DETAILS AND CONNECTION BOX IN F_31 (POLISHED NICKEL FINISH).	1 LIGHT TYPE E27
------------------	------------	--	---------------------

841-BB-24	FLOOR LAMP	STRUCTURE IN F_13 (BURNISHED BRASS FINISH); CONNECTION BOX AND DETAILS IN F_10 (NATURAL BRASS).	1 LIGHT TYPE E27
------------------	------------	---	---------------------

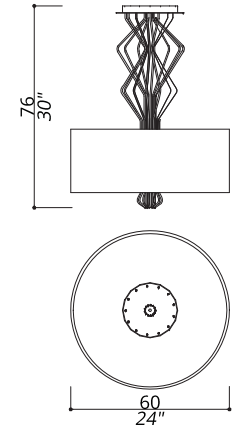
SABA



1011-BB-01 DOUBLE CHANDELIER TWO LAYERED CHANDELIER. BRASS STICKS CENTRAL DESIGN. 6 LIGHTS TYPE E27

STRUCTURE IN F_10 (NATURAL BRASS); CONNECTION BOX AND DETAILS IN F_12 (BRUSHED&BURNISHED BRASS).

1011-BB-28 DOUBLE CHANDELIER STRUCTURE IN F_10 (NATURAL BRASS); CONNECTION BOX AND DETAILS IN F_12 (BRUSHED&BURNISHED BRASS). 6 LIGHTS TYPE E27

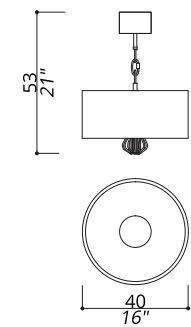


1012-BB-01 CHANDELIER BRASS STICKS CENTRAL DESIGN. 3 LIGHTS TYPE E27

STRUCTURE IN F_10 (NATURAL BRASS); CONNECTION BOX AND DETAILS IN F_12 (BRUSHED&BURNISHED BRASS).

1012-BB-28 CHANDELIER STRUCTURE IN F_10 (NATURAL BRASS); CONNECTION BOX AND DETAILS IN F_12 (BRUSHED&BURNISHED BRASS). 3 LIGHTS TYPE E27

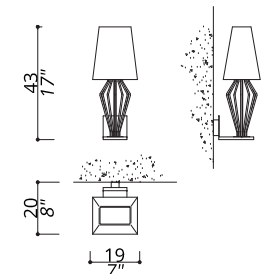
1012-NN-23 CHANDELIER STRUCTURE IN F_31 (POLISHED NICKEL FINISH); CONNECTION BOX AND DETAILS IN F_33 (SATIN NICKEL FINISH). 3 LIGHTS TYPE E27



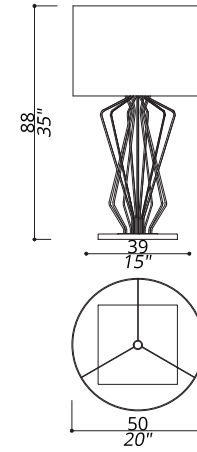
1015-BB-01 CHANDELIER BRASS STICKS DESIGN. 3 LIGHTS TYPE E27

STRUCTURE AND CONNECTION BOX IN F_10 (NATURAL BRASS).

1015-BB-28 CHANDELIER STRUCTURE AND CONNECTION BOX IN F_10 (NATURAL BRASS). 3 LIGHTS TYPE E27



1021-BB-22 WALL LAMP STRUCTURE AND CONNECTION BOX IN F_10 (NATURAL BRASS). 1 LIGHT TYPE E14

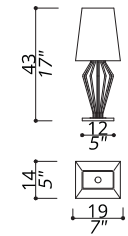


1031-BB-01 TABLE LAMP BRASS STICKS CENTRAL DESIGN. 1 LIGHT TYPE E27

STRUCTURE IN F_10 (NATURAL BRASS); DETAILS AND BASE IN F_13 (BURNISHED BRASS FINISH). METAL BASE.

1031-BB-28 TABLE LAMP STRUCTURE IN F_10 (NATURAL BRASS); DETAILS AND BASE IN F_13 (BURNISHED BRASS FINISH). METAL BASE. 1 LIGHT TYPE E27

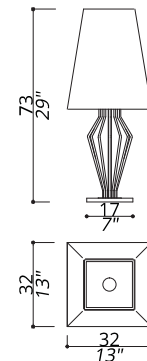
1031-NN-23 TABLE LAMP STRUCTURE IN F_31 (POLISHED NICKEL FINISH); BASE AND DETAILS IN F_33 (SATIN NICKEL FINISH). METAL BASE. 1 LIGHT TYPE E27



1032-BB-22 TABLE LAMP BRASS STICKS CENTRAL DESIGN. 1 LIGHT TYPE E14

STRUCTURE IN F_10 (NATURAL BRASS); DETAILS AND BASE IN F_13 (BURNISHED BRASS FINISH). METAL BASE.

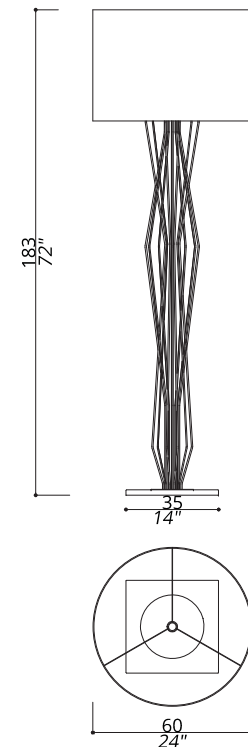
1032-NN-23 TABLE LAMP STRUCTURE IN F_31 (POLISHED NICKEL FINISH); BASE AND DETAILS IN F_33 (SATIN NICKEL FINISH). METAL BASE. 1 LIGHT TYPE E14



1033-BB-22 TABLE LAMP BRASS STICKS CENTRAL DESIGN. 1 LIGHT TYPE E27

STRUCTURE IN F_10 (NATURAL BRASS); DETAILS AND BASE IN F_13 (BURNISHED BRASS FINISH). METAL BASE.

1033-NN-23 TABLE LAMP STRUCTURE IN F_31 (POLISHED NICKEL FINISH); BASE AND DETAILS IN F_33 (SATIN NICKEL FINISH). METAL BASE. 1 LIGHT TYPE E27



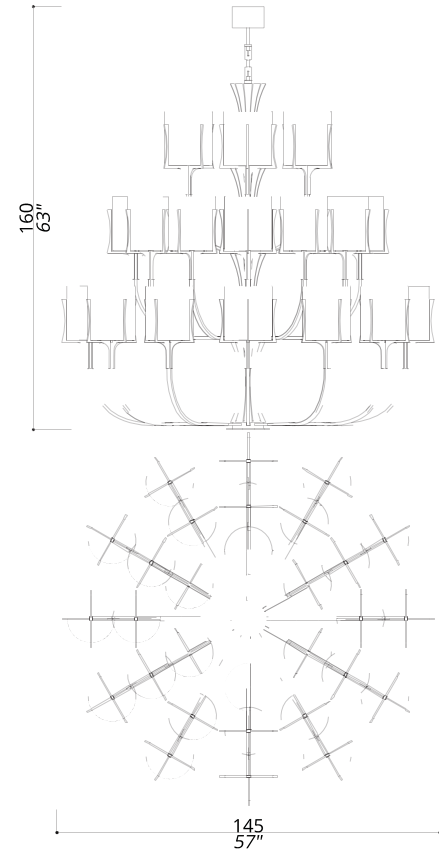
1041-BB-01 FLOOR LAMP BRASS STICKS CENTRAL DESIGN. 1 LIGHT TYPE E27

STRUCTURE IN F_10 (NATURAL BRASS); DETAILS AND BASE IN F_13 (BURNISHED BRASS FINISH). METAL BASE.

1041-BB-28 FLOOR LAMP STRUCTURE IN F_10 (NATURAL BRASS); DETAILS AND BASE IN F_13 (BURNISHED BRASS FINISH). METAL BASE. 1 LIGHT TYPE E27

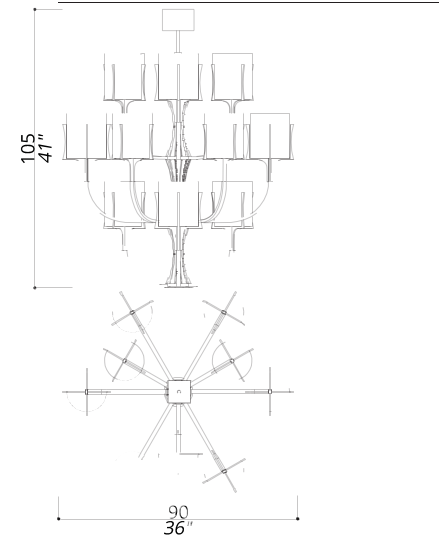
1041-NN-24 FLOOR LAMP STRUCTURE IN F_41 (POLISHED BLACK NICKEL) AND F_31 (POLISHED NICKEL); BASE IN F_33 (SATIN NICKEL). METAL BASE. 1 LIGHT TYPE E27

FLOW



1111-GW-24 CHANDELIER THREE LAYERED CHANDELIER; EBONY WOOD STICKS CENTRAL DESIGN. 50 CENTIMETRES OF CHAIN INCLUDED. 30 LIGHTS TYPE E14

STRUCTURE AND CONNECTION BOX IN F_15 (SATIN GOLD FINISH); CENTRAL STRUCTURE IN EBONY WOOD IN SATIN FINISH.

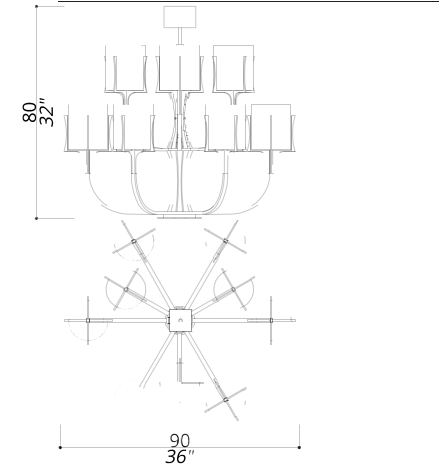


1112-GW-24 MODULAR CHANDELIER THREE LAYERED MODULAR CHANDELIER; EBONY WOOD STICKS CENTRAL DESIGN. 50 CENTIMETRES OF CHAIN INCLUDED. 12 LIGHTS TYPE E14

STRUCTURE AND CONNECTION BOX IN F_15 (SATIN GOLD FINISH); CENTRAL STRUCTURE IN EBONY WOOD IN SATIN FINISH.

1112-NW-24 MODULAR CHANDELIER STRUCTURE AND CONNECTION BOX IN F_33 (SATIN NICKEL FINISH); CENTRAL STRUCTURE IN EBONY WOOD IN SATIN FINISH. 12 LIGHTS TYPE E14

1112-NW-S MODULAR CHANDELIER STRUCTURE AND CONNECTION BOX IN F_33 (SATIN NICKEL FINISH); CENTRAL STRUCTURE IN EBONY WOOD IN SATIN FINISH. 12 LIGHTS TYPE E14

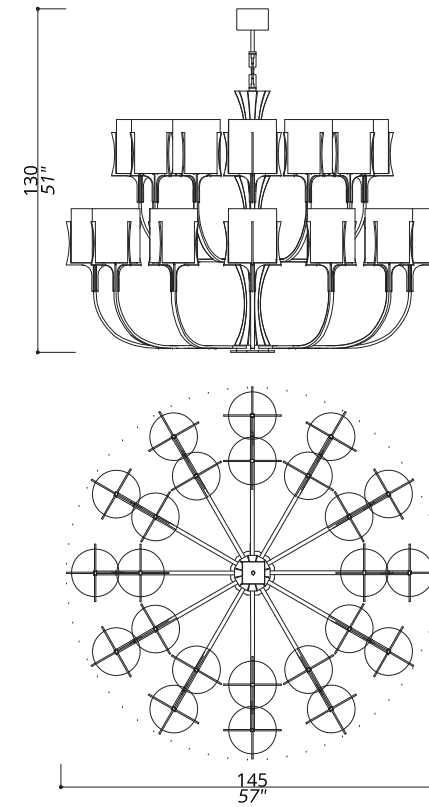


1113-GW-24 MODULAR CHANDELIER TWO LAYERED MODULAR CHANDELIER; EBONY WOOD STICKS CENTRAL DESIGN. 50 CENTIMETRES OF CHAIN INCLUDED. 9 LIGHTS TYPE E14

STRUCTURE AND CONNECTION BOX IN F_15 (SATIN GOLD FINISH); CENTRAL STRUCTURE IN EBONY WOOD IN SATIN FINISH.

1113-NW-24 MODULAR CHANDELIER STRUCTURE AND CONNECTION BOX IN F_33 (SATIN NICKEL FINISH); CENTRAL STRUCTURE IN EBONY WOOD IN SATIN FINISH. 9 LIGHTS TYPE E14

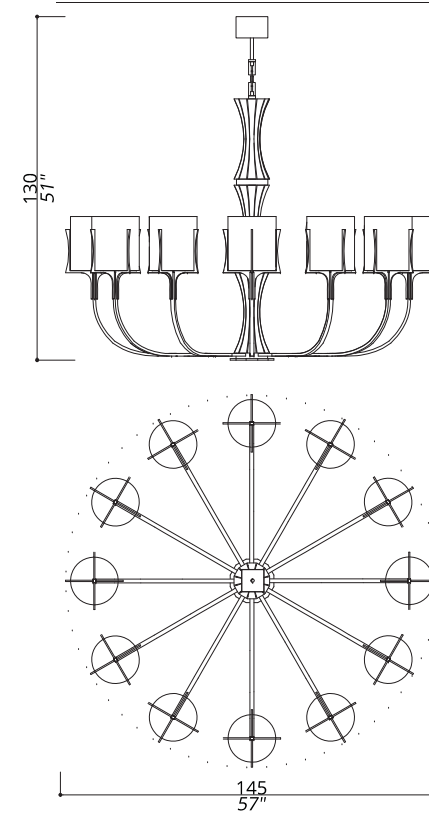
1113-NW-S MODULAR CHANDELIER STRUCTURE AND CONNECTION BOX IN F_33 (SATIN NICKEL FINISH); CENTRAL STRUCTURE IN EBONY WOOD IN SATIN FINISH. 9 LIGHTS TYPE E14



1115-GW-24 CHANDELIER TWO LAYERED CHANDELIER; EBONY WOOD STICKS CENTRAL DESIGN. 50 CENTIMETRES OF CHAIN INCLUDED. 24 LIGHTS TYPE E14

STRUCTURE AND CONNECTION BOX IN F_15 (SATIN GOLD FINISH); CENTRAL STRUCTURE IN EBONY WOOD IN SATIN FINISH.

1115-NW-24 CHANDELIER STRUCTURE AND CONNECTION BOX IN F_33 (SATIN NICKEL FINISH); CENTRAL STRUCTURE IN EBONY WOOD IN SATIN FINISH. 24 LIGHTS TYPE E14

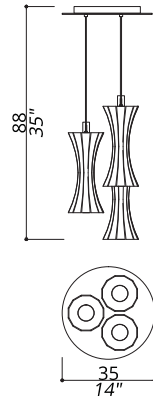


1116-GW-24 CHANDELIER EBONY WOOD STICKS CENTRAL DESIGN. 50 CENTIMETRES OF CHAIN INCLUDED. 12 LIGHTS TYPE E14

STRUCTURE AND CONNECTION BOX IN F_15 (SATIN GOLD FINISH); CENTRAL STRUCTURE IN EBONY WOOD IN SATIN FINISH.

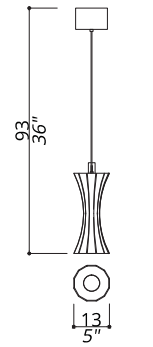
1116-NW-24 CHANDELIER STRUCTURE AND CONNECTION BOX IN F_33 (SATIN NICKEL FINISH); CENTRAL STRUCTURE IN EBONY WOOD IN SATIN FINISH. 12 LIGHTS TYPE E14

FLOW



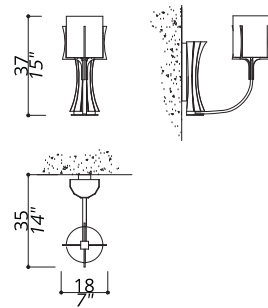
1150-GW TRIPLE SUSPENSION COMPOSITION OF 3 FIXTURES. 50 CENTIMETRES OF STEEL WIRE INCLUDED. CONNECTION BOX IN F_15 (SATIN GOLD FINISH); CENTRAL STRUCTURE IN EBONY WOOD IN SATIN FINISH. 3 LIGHTS GU10 LED INCLUDED

1150-NW TRIPLE SUSPENSION CONNECTION BOX IN F_33 (SATIN NICKEL FINISH); CENTRAL STRUCTURE IN EBONY WOOD IN SATIN FINISH. 3 LIGHTS GU10 LED INCLUDED



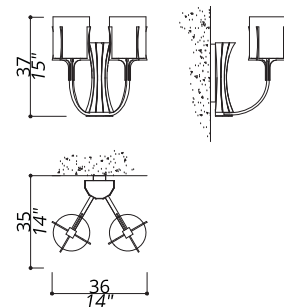
1151-GW SINGLE SUSPENSION SINGLE FIXTURE. 50 CENTIMETRES OF STEEL WIRE INCLUDED. CONNECTION BOX IN F_15 (SATIN GOLD FINISH); CENTRAL STRUCTURE IN EBONY WOOD IN SATIN FINISH. 1 LIGHT GU10 LED INCLUDED

1151-NW SINGLE SUSPENSION CONNECTION BOX IN F_33 (SATIN NICKEL FINISH); CENTRAL STRUCTURE IN EBONY WOOD IN SATIN FINISH. 1 LIGHT GU10 LED INCLUDED



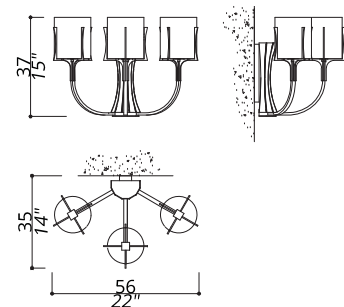
1121-GW-24 WALL LAMP CONNECTION BOX IN F_15 (SATIN GOLD FINISH); CENTRAL STRUCTURE IN EBONY WOOD IN SATIN FINISH. 1 LIGHT TYPE E14

1121-NW-24 WALL LAMP CONNECTION BOX IN F_33 (SATIN NICKEL FINISH); CENTRAL STRUCTURE IN EBONY WOOD IN SATIN FINISH. 1 LIGHT TYPE E14



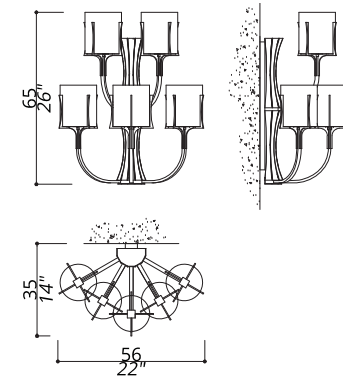
1122-GW-24 WALL LAMP CONNECTION BOX IN F_15 (SATIN GOLD FINISH); CENTRAL STRUCTURE IN EBONY WOOD IN SATIN FINISH. 2 LIGHTS TYPE E14

1122-NW-24 WALL LAMP CONNECTION BOX IN F_33 (SATIN NICKEL FINISH); CENTRAL STRUCTURE IN EBONY WOOD IN SATIN FINISH. 2 LIGHTS TYPE E14



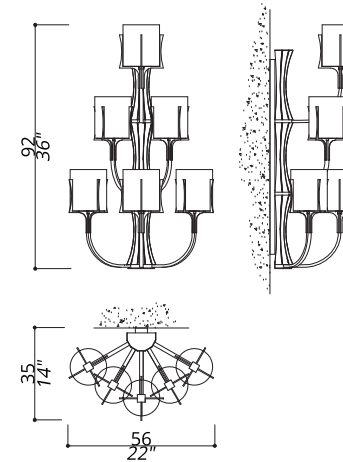
1123-GW-24 WALL LAMP CONNECTION BOX IN F_15 (SATIN GOLD FINISH); CENTRAL STRUCTURE IN EBONY WOOD IN SATIN FINISH. 3 LIGHTS TYPE E14

1123-NW-24 WALL LAMP CONNECTION BOX IN F_33 (SATIN NICKEL FINISH); CENTRAL STRUCTURE IN EBONY WOOD IN SATIN FINISH. 3 LIGHTS TYPE E14



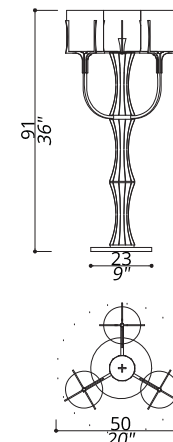
1124-GW-24 WALL LAMP CONNECTION BOX IN F_15 (SATIN GOLD FINISH); CENTRAL STRUCTURE IN EBONY WOOD IN SATIN FINISH. 5 LIGHTS TYPE E14

1124-NW-24 WALL LAMP CONNECTION BOX IN F_33 (SATIN NICKEL FINISH); CENTRAL STRUCTURE IN EBONY WOOD IN SATIN FINISH. 5 LIGHTS TYPE E14



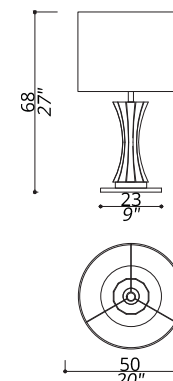
1125-GW-24 WALL LAMP CONNECTION BOX IN F_15 (SATIN GOLD FINISH); CENTRAL STRUCTURE IN EBONY WOOD IN SATIN FINISH. 6 LIGHTS TYPE E14

1125-NW-24 WALL LAMP CONNECTION BOX IN F_33 (SATIN NICKEL FINISH); CENTRAL STRUCTURE IN EBONY WOOD IN SATIN FINISH. 6 LIGHTS TYPE E14



1131-GW-24 TABLE LAMP STRUCTURE AND BASE IN F_15 (SATIN GOLD FINISH); CENTRAL STRUCTURE IN EBONY WOOD IN SATIN FINISH. METAL BASE. 3 LIGHTS TYPE E14

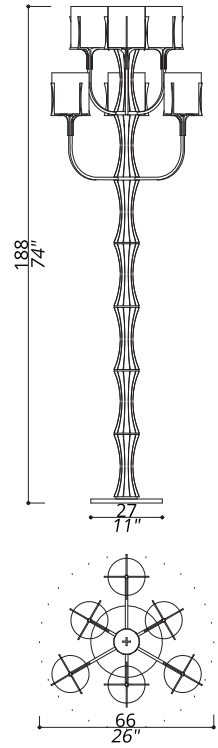
1131-NW-24 TABLE LAMP STRUCTURE AND BASE IN F_33 (SATIN NICKEL FINISH); CENTRAL STRUCTURE IN EBONY WOOD IN SATIN FINISH. METAL BASE. 3 LIGHTS TYPE E14



1132-GW-24 TABLE LAMP STRUCTURE AND BASE IN F_15 (SATIN GOLD FINISH); CENTRAL STRUCTURE IN EBONY WOOD IN SATIN FINISH. METAL BASE. 1 LIGHT TYPE E27

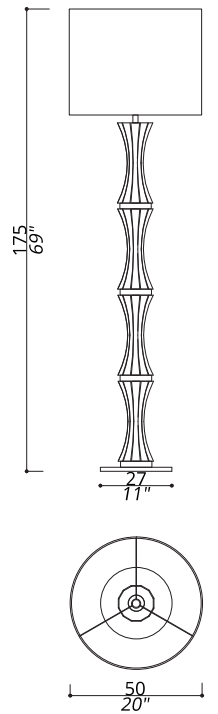
1132-NW-24 TABLE LAMP STRUCTURE AND BASE IN F_33 (SATIN NICKEL FINISH); CENTRAL STRUCTURE IN EBONY WOOD IN SATIN FINISH. METAL BASE. 1 LIGHT TYPE E27

FLOW



1141-GW-24 FLOOR LAMP STRUCTURE AND BASE IN F_15 (SATIN GOLD FINISH); CENTRAL STRUCTURE IN EBONY WOOD IN SATIN FINISH. METAL BASE. 6 LIGHTS TYPE E14

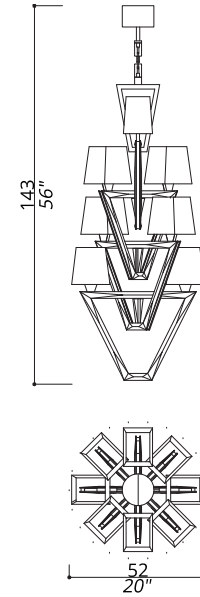
1141-NW-24 FLOOR LAMP STRUCTURE AND BASE IN F_33 (SATIN NICKEL FINISH); CENTRAL STRUCTURE IN EBONY WOOD IN SATIN FINISH. METAL BASE. 6 LIGHTS TYPE E14



1142-GW-24 FLOOR LAMP STRUCTURE AND BASE IN F_15 (SATIN GOLD FINISH); CENTRAL STRUCTURE IN EBONY WOOD IN SATIN FINISH. METAL BASE. 1 LIGHT TYPE E27

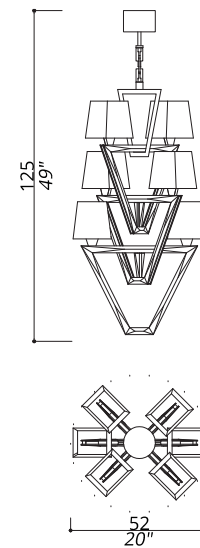
1142-NW-24 FLOOR LAMP STRUCTURE AND BASE IN F_33 (SATIN NICKEL FINISH); CENTRAL STRUCTURE IN EBONY WOOD IN SATIN FINISH. METAL BASE. 1 LIGHT TYPE E27

GRACE



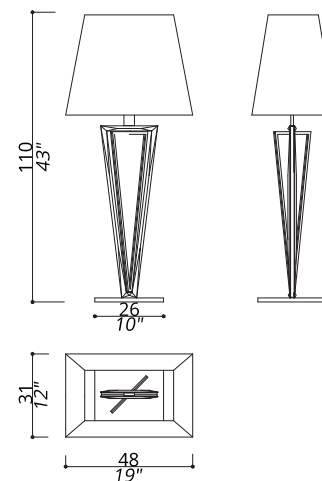
1211-GK-28 CHANDELIER SOLID ALUMINIUM 3D DESIGN ON BOTH SIDES OF CENTRAL STRUCTURE. 50 CENTIMETRES OF CHAIN INCLUDED. 8 LIGHTS TYPE E14

STRUCTURE IN L_56 (BLACK MATTE FINISH); DETAILS IN F_15 (SATIN GOLD FINISH).



1212-GK-28 CHANDELIER SOLID ALUMINIUM 3D DESIGN ON BOTH SIDES OF CENTRAL STRUCTURE. 50 CENTIMETRES OF CHAIN INCLUDED. 8 LIGHTS TYPE E14

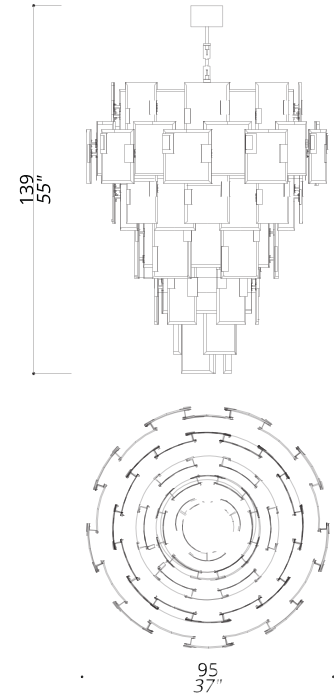
STRUCTURE IN F_15 (SATIN GOLD FINISH); DETAILS IN L_56 (BLACK MATTE FINISH).



1231-GK-28 TABLE LAMP SOLID ALUMINIUM 3D DESIGN ON BOTH SIDES OF CENTRAL STRUCTURE. 1 LIGHT TYPE E27

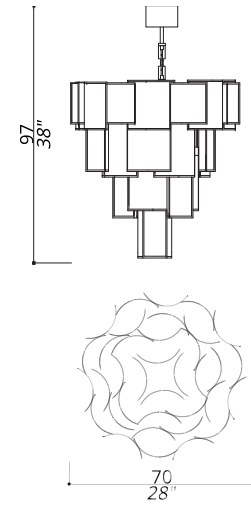
STRUCTURE IN L_56 (BLACK MATTE FINISH); DETAILS IN F_15 (SATIN GOLD FINISH).

NEW SHADE



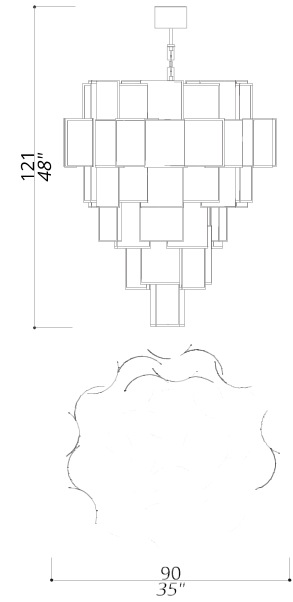
1311-RB-35 CHANDELIER 6 LAYERS SUSPENSION. 50 CENTIMETRES OF CHAIN INCLUDED. 42 LIGHTS TYPE G9 LED

STRUCTURE, CONNECTION BOX, FRAMINGS AND DETAILS IN F_21 (POLISHED COPPER FINISH) AND F_13 (BURNISHED COPPER).



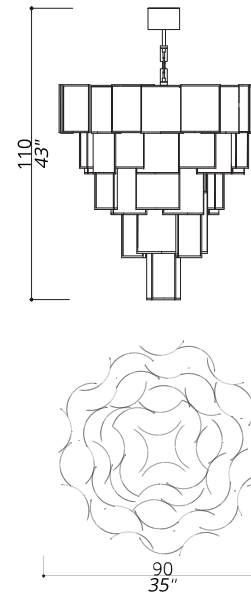
1413-GG-08 CHANDELIER 4 LAYERS SUSPENSION. 50 CENTIMETRES OF CHAIN INCLUDED. 12 LIGHTS TYPE G9 LED
STRUCTURE, CONNECTION BOX, FRAMINGS AND DETAILS IN F_15 (SATIN GOLD FINISH).

SHADE

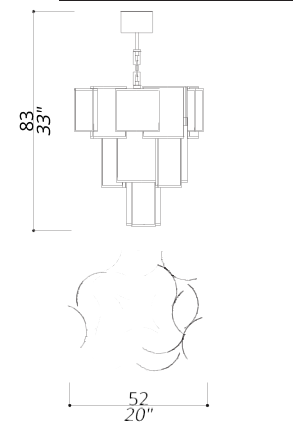


1411-GG-08 CHANDELIER 6 LAYERS SUSPENSION. 50 CENTIMETRES OF CHAIN INCLUDED. 28 LIGHTS TYPE G9 LED

STRUCTURE, CONNECTION BOX, FRAMINGS AND DETAILS IN F_15 (SATIN GOLD FINISH).

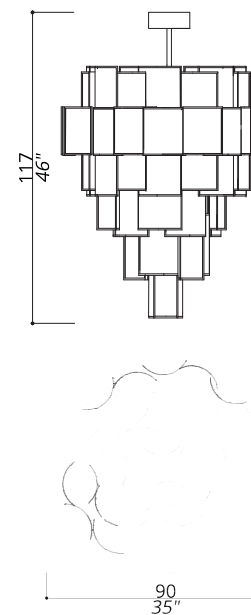


1414-GG-08 CHANDELIER 5 LAYERS SUSPENSION. 50 CENTIMETRES OF CHAIN INCLUDED. 21 LIGHTS TYPE G9 LED
STRUCTURE, CONNECTION BOX, FRAMINGS AND DETAILS IN F_15 (SATIN GOLD FINISH).



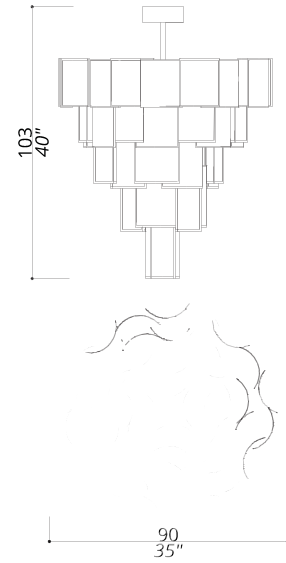
1412-GG-08 CHANDELIER STRUCTURE, CONNECTION BOX, FRAMINGS AND DETAILS IN F_15 (SATIN GOLD FINISH). 5 LIGHTS TYPE G9 LED

1412-NN-35 CHANDELIER STRUCTURE, CONNECTION BOX, FRAMINGS AND DETAILS IN F_31 (POLISHED NICKEL FINISH). 5 LIGHTS TYPE G9 LED

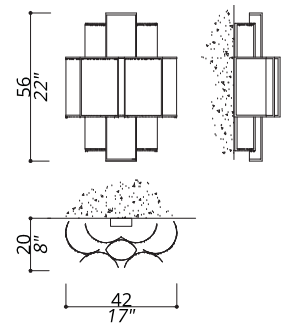


1450-GG-08 CEILING LAMP 6 LAYERS SUSPENSION. STRUCTURE, CONNECTION BOX, FRAMINGS AND DETAILS IN F_15 (SATIN GOLD FINISH). 28 LIGHTS TYPE G9 LED

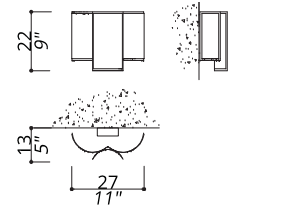
SHADE



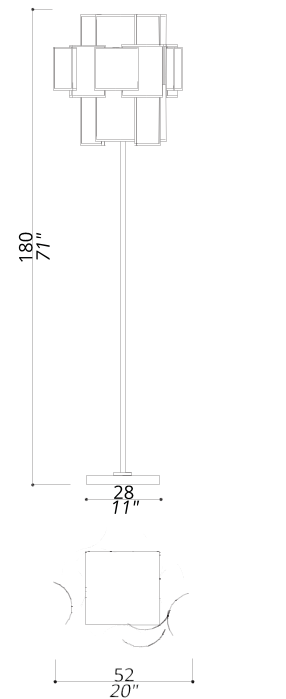
1451-GG-08 CEILING LAMP 5 LAYERS SUSPENSION.
STRUCTURE, CONNECTION BOX, FRAMINGS
AND DETAILS IN F_15 (SATIN GOLD FINISH). 21 LIGHTS
TYPE G9 LED



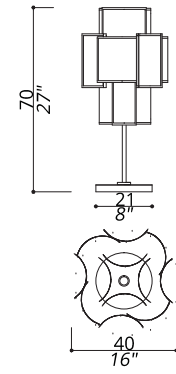
1422-GG-08 WALL LAMP STRUCTURE, CONNECTION BOX, FRAMINGS
AND DETAILS IN F_15 (SATIN GOLD FINISH). 4 LIGHTS
TYPE G9 LED



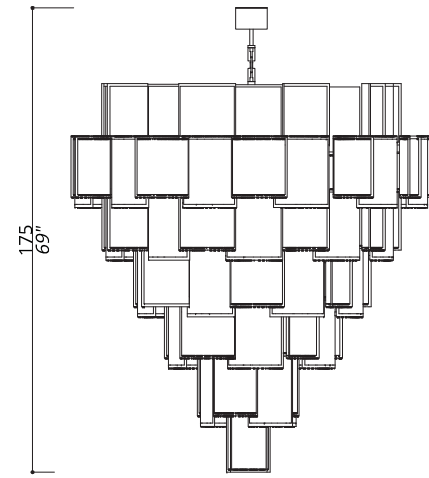
1423-GG-08 WALL LAMP STRUCTURE, CONNECTION BOX, FRAMINGS
AND DETAILS IN F_15 (SATIN GOLD FINISH). 3 LIGHTS
TYPE G9 LED




1442-GG-08 FLOOR LAMP STRUCTURE, CONNECTION BOX, FRAMINGS
AND DETAILS IN F_15 (SATIN GOLD FINISH). 8 LIGHTS
TYPE G9 LED



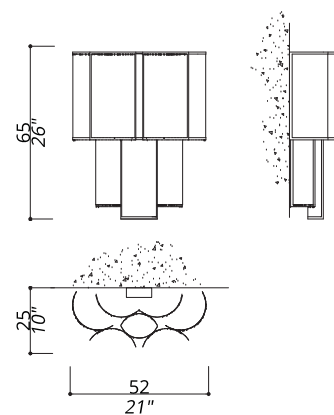
1431-GG-08 TABLE LAMP STRUCTURE, CONNECTION BOX, FRAMINGS
AND DETAILS IN F_15 (SATIN GOLD FINISH). 8 LIGHTS
TYPE G9 LED



1415-GG-08 MAXI CHANDELIER 7 LAYERS SUSPENSION.
50 CENTIMETRES OF CHAIN INCLUDED.
STRUCTURE, CONNECTION BOX, FRAMINGS
AND DETAILS IN F_15 (SATIN GOLD FINISH). 41 LIGHTS
TYPE G9 LED



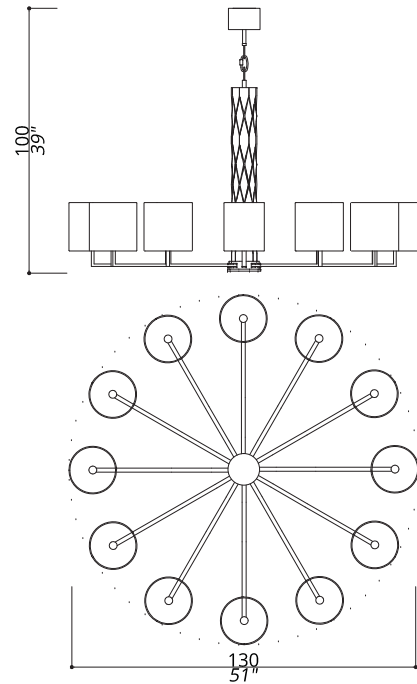
1415-NN-22 MAXI CHANDELIER STRUCTURE, CONNECTION BOX,
FRAMINGS AND DETAILS IN F_31
(POLISHED NICKEL FINISH). 41 LIGHTS
TYPE G9 LED



1421-GG-08 MAXI WALL LAMP STRUCTURE, CONNECTION BOX, FRAMINGS
AND DETAILS IN F_15 (SATIN GOLD FINISH). 8 LIGHTS
TYPE G9 LED

1421-NN-22 MAXI WALL LAMP STRUCTURE, CONNECTION BOX,
FRAMINGS AND DETAILS IN F_31
(POLISHED NICKEL FINISH). 8 LIGHTS
TYPE G9 LED

MARBLE FLAIR



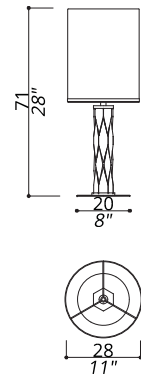
1613-BN-35

CHANDELIER

ROUND SHAPE CHANDELIER; MARBLE INLAYS. 50 CENTIMETRES OF CHAIN INCLUDED.

STRUCTURE IN F_13 (BURNISHED BRASS FINISH); CONNECTION BOX AND DETAILS IN F_31 (POLISHED NICKEL FINISH). CARRARA MARBLE INLAYS.

12 LIGHTS
TYPE E14



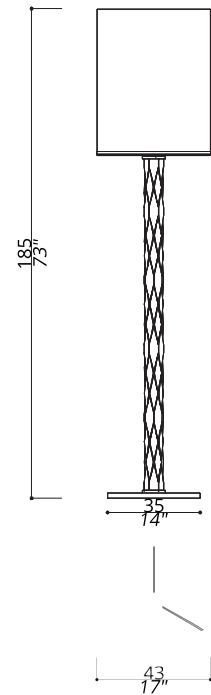
1631-BN-35

TABLE LAMP

MARBLE INLAYS.

STRUCTURE IN F_13 (BURNISHED BRASS FINISH); BASE AND DETAILS IN F_31 (POLISHED NICKEL FINISH). CARRARA MARBLE INLAYS. METAL BASE.

1 LIGHT
TYPE E27



1641-BN-35

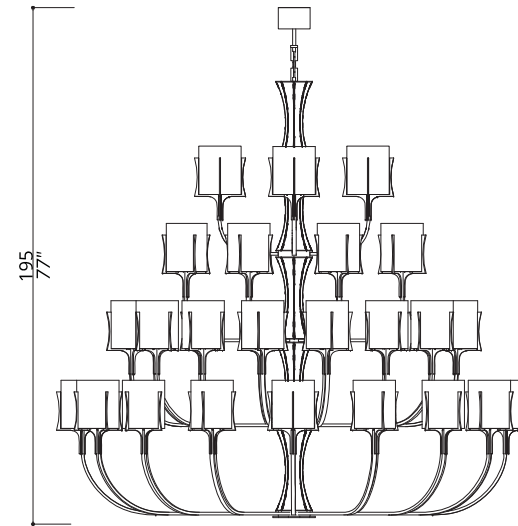
FLOOR LAMP

MARBLE INLAYS.

STRUCTURE IN F_13 (BURNISHED BRASS FINISH); DETAILS IN F_31 (POLISHED NICKEL FINISH). CARRARA MARBLE INLAYS AND BASE.

1 LIGHT
TYPE E27

NEW FLOW

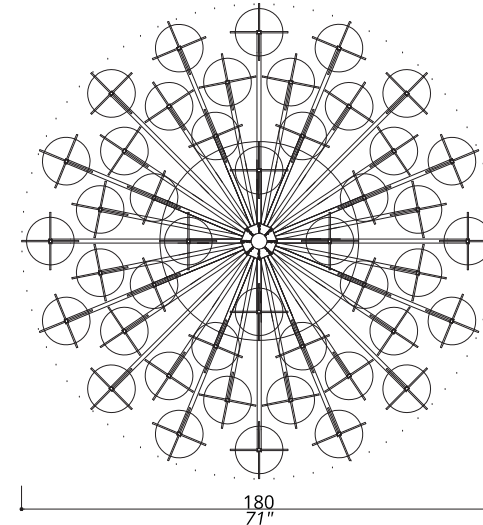


2111-GK-24

CHANDELIER

4 LAYERS CHANDELIER; LEATHER INLAYS. 50 CENTIMETRES OF CHAIN INCLUDED. STRUCTURE AND CONNECTION BOX IN F_10 (NATURAL BRASS) AND F_15 (SATIN GOLD FINISH); BLACK LEATHER INLAYS

44 LIGHTS
TYPE E14

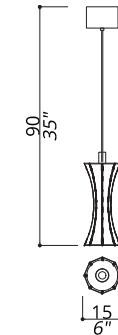


2151-GK

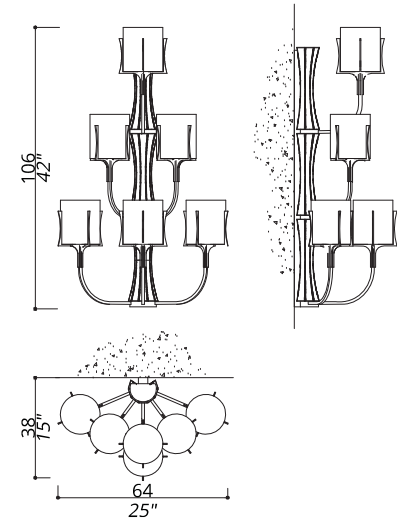
SUSPENSION

50 CENTIMETRES OF STEEL WIRE INCLUDED. STRUCTURE IN F_10 (NATURAL BRASS) AND F_15 (SATIN GOLD FINISH); BLACK LEATHER INLAYS

1 LIGHT TYPE
GU10 LED
INCLUDED



NEW FLOW

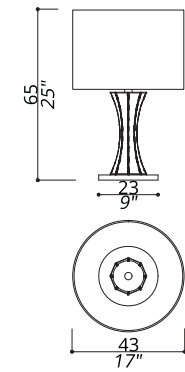


2125-GK-24

WALL LAMP

STRUCTURE AND CONNECTION BOX IN F_10 (NATURAL BRASS) AND F_15 (SATIN GOLD FINISH); BLACK LEATHER INLAYS

6 LIGHTS
TYPE E14

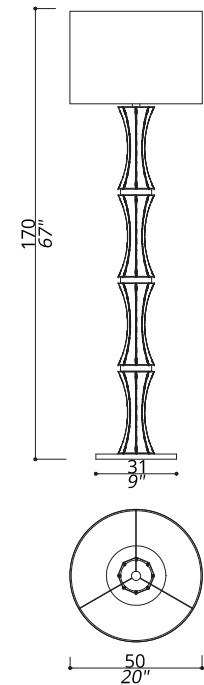


2131-GK-24

TABLE LAMP

STRUCTURE IN F_10 (NATURAL BRASS) AND F_15 (SATIN GOLD FINISH); BLACK LEATHER INLAYS. METAL BASE

1 LIGHT
TYPE E27



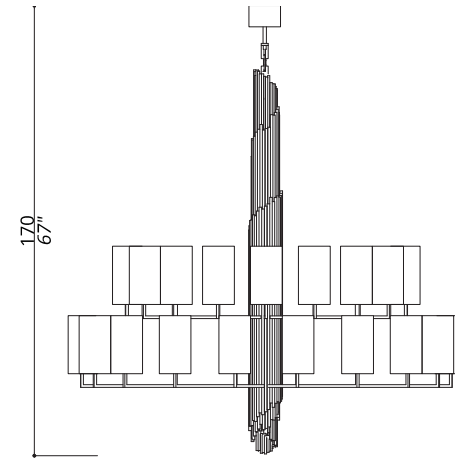
2141-GK-24

FLOOR LAMP

STRUCTURE IN F_10 (NATURAL BRASS) AND F_15 (SATIN GOLD FINISH); BLACK LEATHER INLAYS. METAL BASE

1 LIGHT
TYPE E27

SHINE



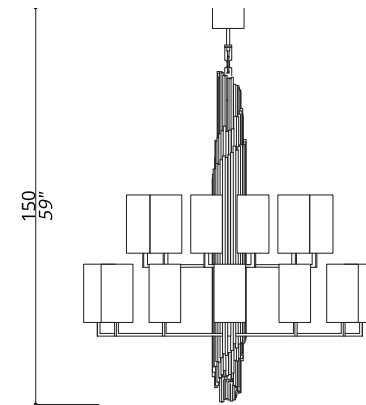
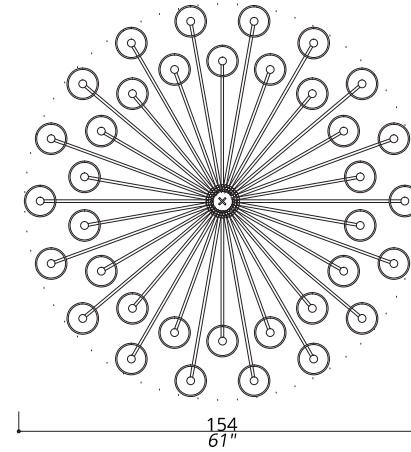
2811-BB-41

CHANDELIER

2 LAYERS CHANDELIER. CENTRAL STRUCTURE OF SOLID BRASS STICKS. 50 CENTIMETRES OF CHAIN INCLUDED.

36 LIGHTS
TYPE E14

STRUCTURE AND CONNECTION BOX IN F_10 (NATURAL BRASS) AND F_13 (BURNISHED BRASS FINISH)



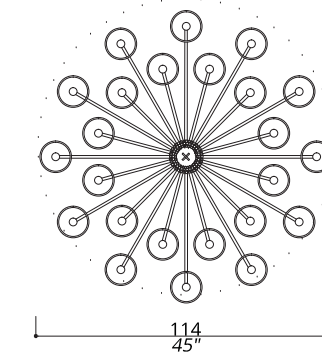
2812-BB-41

CHANDELIER

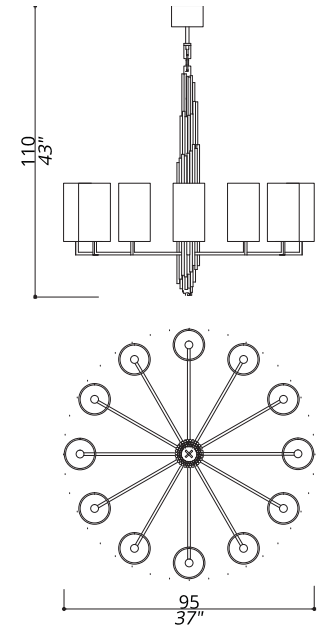
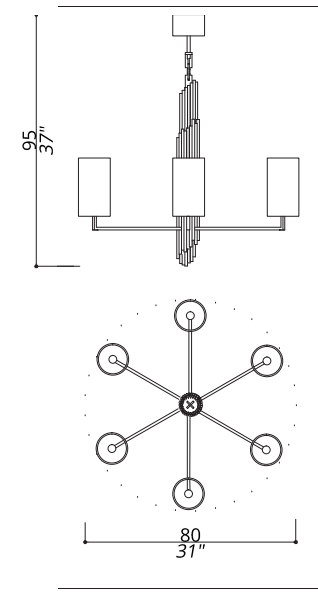
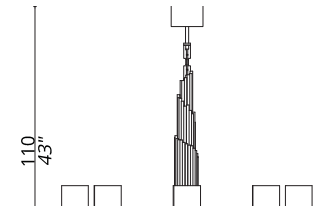
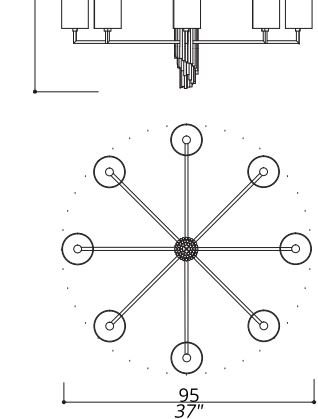
2 LAYERS CHANDELIER. CENTRAL STRUCTURE OF SOLID BRASS STICKS. 50 CENTIMETRES OF CHAIN INCLUDED.

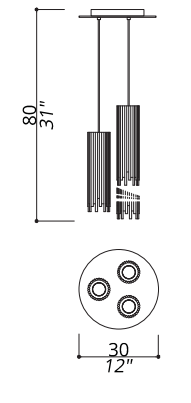
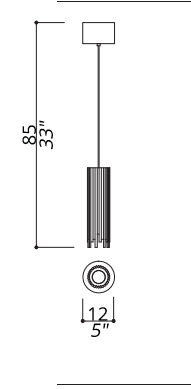
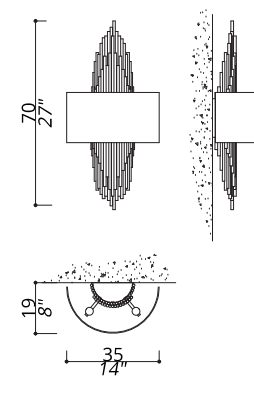
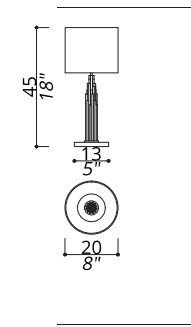
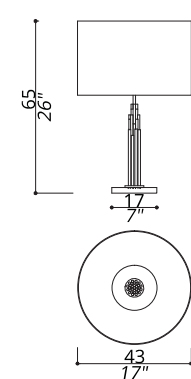
24 LIGHTS
TYPE E14

STRUCTURE AND CONNECTION BOX IN F_10 (NATURAL BRASS) AND F_13 (BURNISHED BRASS FINISH)

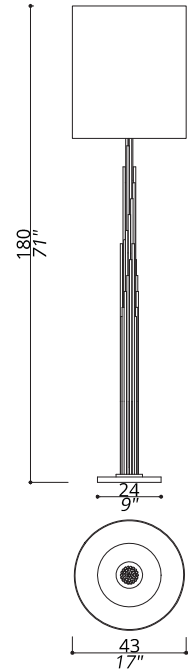


SHINE

	2813-BB-41 CHANDELIER	CENTRAL STRUCTURE OF SOLID BRASS STICKS. 50 CENTIMETRES OF CHAIN INCLUDED. STRUCTURE AND CONNECTION BOX IN F_10 (NATURAL BRASS) AND F_13 (BURNISHED BRASS FINISH)	12 LIGHTS TYPE E14
	2814-BB-41 CHANDELIER	CENTRAL STRUCTURE OF SOLID BRASS STICKS. 50 CENTIMETRES OF CHAIN INCLUDED. STRUCTURE AND CONNECTION BOX IN F_10 (NATURAL BRASS) AND F_13 (BURNISHED BRASS FINISH)	6 LIGHTS TYPE E14
	2817-BB-41 CHANDELIER	CENTRAL STRUCTURE OF SOLID BRASS STICKS. 50 CENTIMETRES OF CHAIN INCLUDED. STRUCTURE AND CONNECTION BOX IN F_10 (NATURAL BRASS) AND F_13 (BURNISHED BRASS FINISH)	8 LIGHTS TYPE E14
	2817-NN-41 CHANDELIER	STRUCTURE AND CONNECTION BOX IN F_31 (POLISHED NICKEL FINISH) AND F_33 (SATIN NICKEL FINISH)	8 LIGHTS TYPE E14

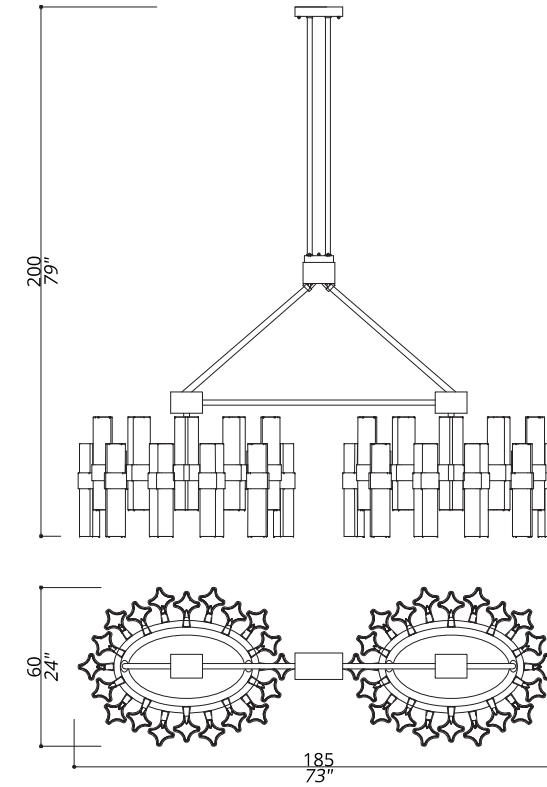
	2815-BB	SUSPENSION STRUCTURE AND CONNECTION BOX IN F_10 (NATURAL BRASS) AND F_13 (BURNISHED BRASS FINISH)	3 LED LIGHTS INCLUDED
	2816-BB	SUSPENSION STRUCTURE AND CONNECTION BOX IN F_10 (NATURAL BRASS) AND F_13 (BURNISHED BRASS FINISH)	1 LED LIGHT INCLUDED
	2822-BB-41	WALL LAMP STRUCTURE AND CONNECTION BOX IN F_10 (NATURAL BRASS) AND F_13 (BURNISHED BRASS FINISH)	2 LIGHTS TYPE E14
	2831-BB-41	TABLE LAMP STRUCTURE AND CONNECTION BOX IN F_10 (NATURAL BRASS) AND F_13 (BURNISHED BRASS FINISH). METAL BASE	1 LIGHT TYPE E14
	2833-BB-41	TABLE LAMP STRUCTURE AND CONNECTION BOX IN F_10 (NATURAL BRASS) AND F_13 (BURNISHED BRASS FINISH). METAL BASE	1 LIGHT TYPE E27
	2833-NN-41	TABLE LAMP STRUCTURE AND CONNECTION BOX IN F_31 (POLISHED NICKEL FINISH) AND F_33 (SATIN NICKEL FINISH). METAL BASE	1 LIGHT TYPE E27

SHINE




2841-BB-41 FLOOR LAMP STRUCTURE AND CONNECTION BOX IN F_10 (NATURAL BRASS) AND F_13 (BURNISHED BRASS FINISH), METAL BASE 1 LIGHT TYPE E27

ETEREA



3111-GG-TC DOUBLE CHANDELIER DOUBLE OVAL COMPOSITION. 80 LIGHTS TYPE G9 LED
STRUCTURE IN F_16 (POLISHED LIGHT GOLD FINISH); GRAY LEATHER UPHOLSTERINGS

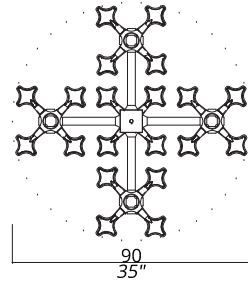
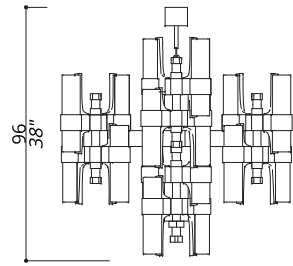
3111-NN-TC DOUBLE CHANDELIER STRUCTURE IN F_31 (NICKEL FINISH); GRAY LEATHER UPHOLSTERINGS 80 LIGHTS TYPE G9 LED



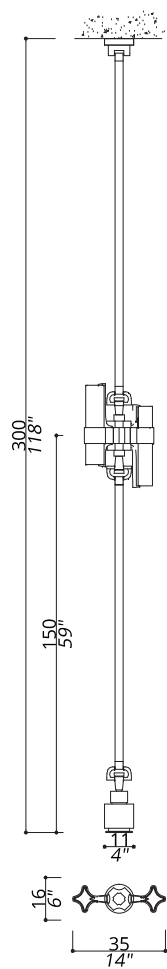
3112-GG-TC CHANDELIER OVAL COMPOSITION. 40 LIGHTS TYPE G9 LED
STRUCTURE IN F_16 (POLISHED LIGHT GOLD FINISH); GRAY LEATHER UPHOLSTERINGS

3112-NN-TC CHANDELIER STRUCTURE IN F_31 (NICKEL FINISH); GRAY LEATHER UPHOLSTERINGS 40 LIGHTS TYPE G9 LED

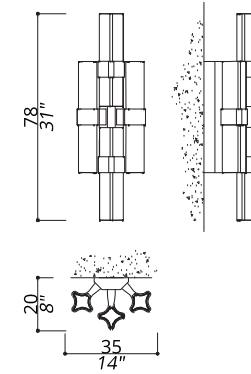
ETEREA



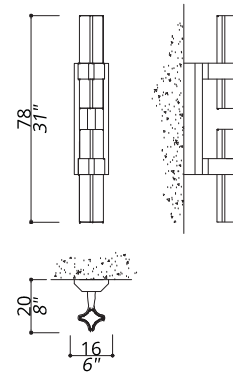
3116-GG-TC	CHANDELIER	LIGHTS COMPOSITION. 50 CENTIMETRES OF CHAIN INCLUDED. STRUCTURE IN F_16 (POLISHED LIGHT GOLD FINISH); GRAY LEATHER UPHOLSTERINGS	40 LIGHTS TYPE G9 LED
3116-NN-TC	CHANDELIER	STRUCTURE IN F_31 (NICKEL FINISH); GRAY LEATHER UPHOLSTERINGS	40 LIGHTS TYPE G9 LED



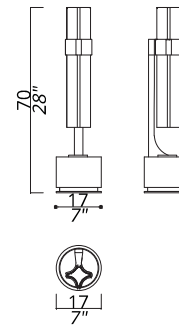
3151-GG-TC	FLOOR TO CEILING FIXTURE	STRUCTURE IN F_16 (POLISHED LIGHT GOLD FINISH); GRAY LEATHER UPHOLSTERINGS	4 LIGHTS TYPE G9 LED
3151-NN-TC	FLOOR TO CEILING FIXTURE	STRUCTURE IN F_31 (NICKEL FINISH); GRAY LEATHER UPHOLSTERINGS	4 LIGHTS TYPE G9 LED



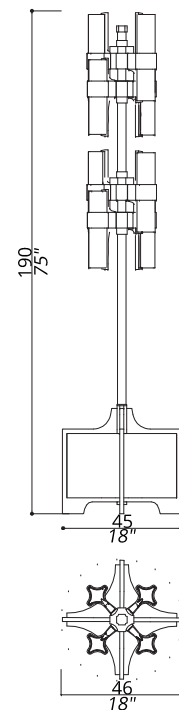
3121-GG-TC	WALL LAMP	STRUCTURE IN F_16 (POLISHED LIGHT GOLD FINISH)	8 LIGHTS TYPE G9 LED
3121-NN-TC	WALL LAMP	STRUCTURE IN F_31 (NICKEL FINISH)	8 LIGHTS TYPE G9 LED



3122-GG-TC	WALL LAMP	STRUCTURE IN F_16 (POLISHED LIGHT GOLD FINISH)	4 LIGHTS TYPE G9 LED
3122-NN-TC	WALL LAMP	STRUCTURE IN F_31 (NICKEL FINISH)	4 LIGHTS TYPE G9 LED

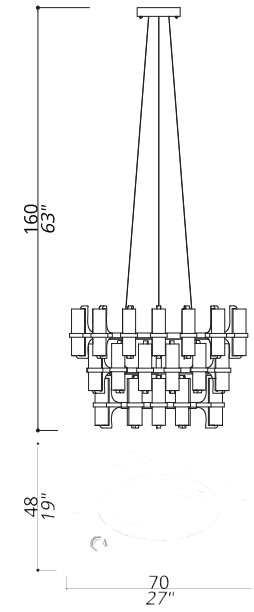


3131-GG-TC	TABLE LAMP	STRUCTURE IN F_16 (POLISHED LIGHT GOLD FINISH); GRAY LEATHER UPHOLSTERINGS. METAL BASE	2 LIGHTS TYPE G9 LED
3131-NN-TC	TABLE LAMP	STRUCTURE IN F_31 (NICKEL FINISH); GRAY LEATHER UPHOLSTERINGS. METAL BASE	2 LIGHTS TYPE G9 LED



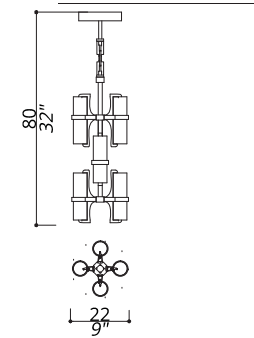
3141-GG-TC	FLOOR LAMP	STRUCTURE IN F_16 (POLISHED LIGHT GOLD FINISH); GRAY LEATHER UPHOLSTERINGS. BARDIGLIO MARBLE BASE.	16 LIGHTS TYPE G9 LED
3141-NN-TC	FLOOR LAMP	STRUCTURE IN F_31 (NICKEL FINISH); GRAY LEATHER UPHOLSTERINGS. BARDIGLIO MARBLE BASE	16 LIGHTS TYPE G9 LED

SOAVE



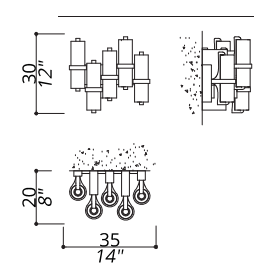
3211-RR-TC CHANDELIER OVAL STRUCTURE. 50 CENTIMETRES OF STEEL WIRE INCLUDED. 36 LIGHTS TYPE G9 LED
STRUCTURE AND CONNECTION BOX IN F_21 (POLISHED COPPER FINISH)

3211-GG-TC CHANDELIER STRUCTURE AND CONNECTION BOX IN F_16 (LIGHT GOLD FINISH) 36 LIGHTS TYPE G9 LED



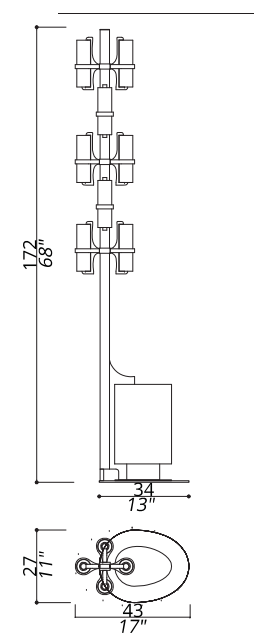
3215-RR-TC SUSPENSION 50 CENTIMETRES OF CHAIN INCLUDED. 6 LIGHTS TYPE G9 LED
STRUCTURE AND CONNECTION BOX IN F_21 (POLISHED COPPER FINISH)

3215-GG-TC CHANDELIER STRUCTURE AND CONNECTION BOX IN F_16 (LIGHT GOLD FINISH) 6 LIGHTS TYPE G9 LED



3221-RR-TC WALL LAMP STRUCTURE AND CONNECTION BOX IN F_21 (POLISHED COPPER FINISH) 5 LIGHTS TYPE G9 LED

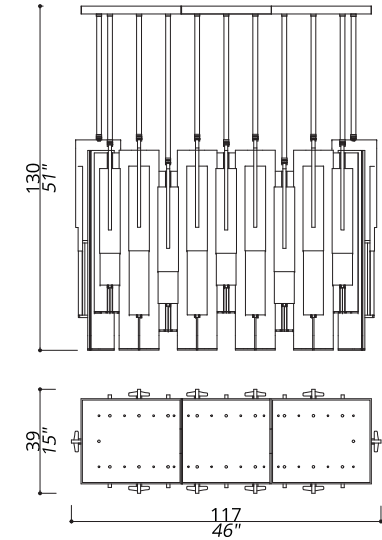
3221-GG-TC WALL LAMP STRUCTURE AND CONNECTION BOX IN F_16 (LIGHT GOLD FINISH) 5 LIGHTS TYPE G9 LED



3221-RR-TC FLOOR LAMP STRUCTURE IN F_21 (POLISHED COPPER FINISH). BARDIGLIO MARBLE BASE 10 LIGHTS TYPE G9 LED

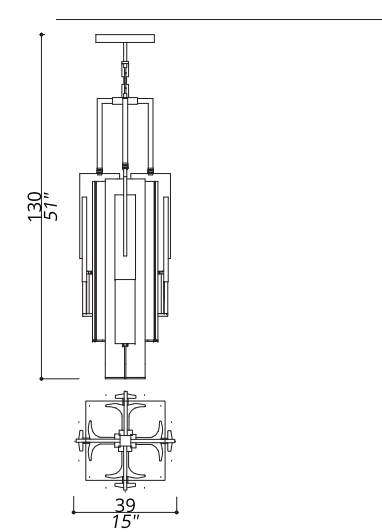
3221-GG-TC FLOOR LAMP STRUCTURE IN F_16 (LIGHT GOLD FINISH). BARDIGLIO MARBLE BASE 10 LIGHTS TYPE G9 LED

ANIMA



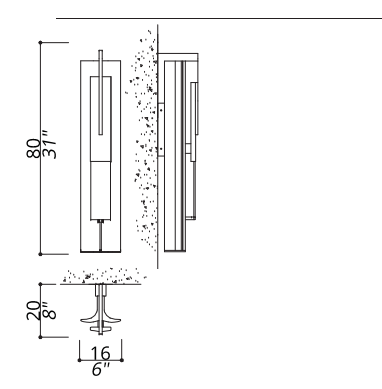
3311-DN-AC CHANDELIER 20 ELEMENTS SUSPENSION. 40 LED STRIP LIGHTS
STRUCTURE IN WALNUT WOOD; CONNECTION BOX AND DETAILS IN F_41 (DARK NICKEL FINISH)

3311-GG-FC CHANDELIER STRUCTURE IN WALNUT WOOD; CONNECTION BOX AND DETAILS IN F_16 (LIGHT GOLD FINISH) 40 LED STRIP LIGHTS



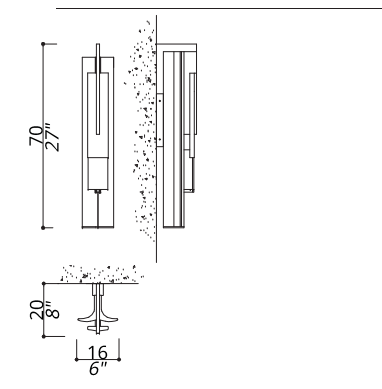
3315-DN-AC CHANDELIER 4 ELEMENTS SUSPENSION. 50 CENTIMETRES OF CHAIN INCLUDED. 8 LED STRIP LIGHTS
STRUCTURE IN WALNUT WOOD; CONNECTION BOX AND DETAILS IN F_41 (DARK NICKEL FINISH)

3315-GG-FC CHANDELIER STRUCTURE IN WALNUT WOOD; CONNECTION BOX AND DETAILS IN F_16 (LIGHT GOLD FINISH) 8 LED STRIP LIGHTS



3321-DN-AC WALL LAMP STRUCTURE IN WALNUT WOOD; CONNECTION BOX AND DETAILS IN F_41 (DARK NICKEL FINISH) 2 LED STRIP LIGHTS

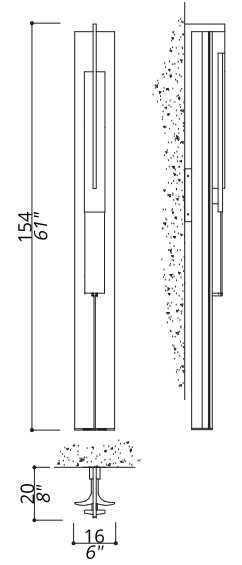
3321-GG-FC WALL LAMP STRUCTURE IN WALNUT WOOD; CONNECTION BOX AND DETAILS IN F_16 (LIGHT GOLD FINISH) 2 LED STRIP LIGHTS



3322-DN-AC WALL LAMP STRUCTURE IN WALNUT WOOD; CONNECTION BOX AND DETAILS IN F_41 (DARK NICKEL FINISH) 2 LED STRIP LIGHTS

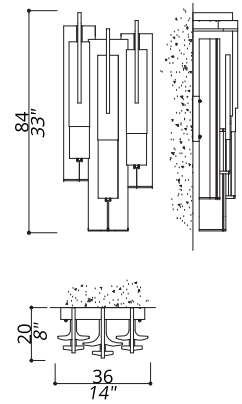
3322-GG-FC WALL LAMP STRUCTURE IN WALNUT WOOD; CONNECTION BOX AND DETAILS IN F_16 (LIGHT GOLD FINISH) 2 LED STRIP LIGHTS

ANIMA



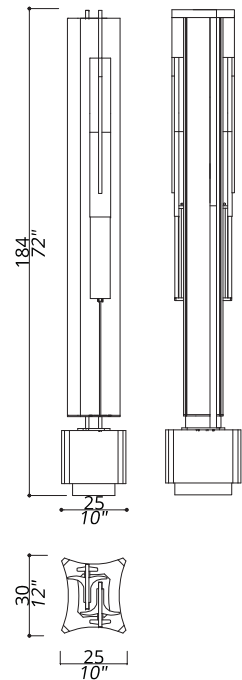
3323-DN-AC MAXI WALL LAMP STRUCTURE IN WALNUT WOOD; CONNECTION BOX AND DETAILS IN F_41 (DARK NICKEL FINISH) 2 LED STRIP LIGHTS

3323-GG-FC MAXI WALL LAMP STRUCTURE IN WALNUT WOOD; CONNECTION BOX AND DETAILS IN F_16 (LIGHT GOLD FINISH) 2 LED STRIP LIGHTS



3325-DN-AC WALL LAMP STRUCTURE IN WALNUT WOOD; CONNECTION BOX AND DETAILS IN F_41 (DARK NICKEL FINISH) 6 LED STRIP LIGHTS

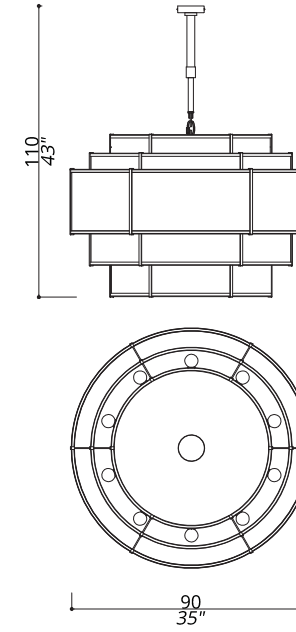
3325-GG-FC WALL LAMP STRUCTURE IN WALNUT WOOD; CONNECTION BOX AND DETAILS IN F_16 (LIGHT GOLD FINISH) 6 LED STRIP LIGHTS



3341-DN-AC FLOOR LAMP STRUCTURE IN WALNUT WOOD; DETAILS IN F_41 (DARK NICKEL FINISH). TRAVERTINO MARBLE BASE 4 LED STRIP LIGHTS

3341-GG-FC FLOOR LAMP STRUCTURE IN WALNUT WOOD; DETAILS IN F_16 (LIGHT GOLD FINISH). TRAVERTINO MARBLE BASE 4 LED STRIP LIGHTS

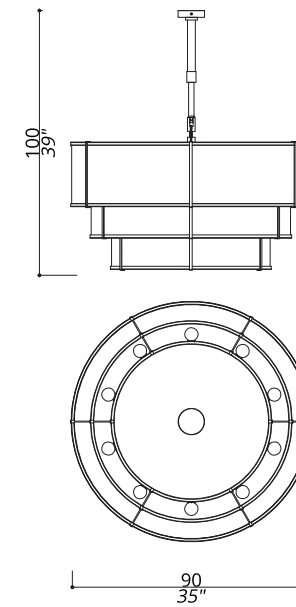
NEST



4111-GG-MN CHANDELIER 5 SHADES COMPOSITION STRUCTURE AND CONNECTION BOX IN F_16 (LIGHT GOLD FINISH). SHADES IN NICKEL METAL MESH AND FABRIC 20 LIGHTS TYPE E14

4111-GG-MR CHANDELIER STRUCTURE AND CONNECTION BOX IN F_16 (LIGHT GOLD FINISH). SHADES IN COPPER METAL MESH AND FABRIC 20 LIGHTS TYPE E14

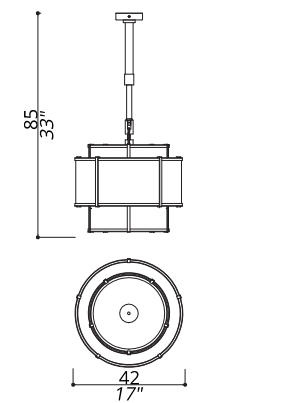
4111-GG-22 CHANDELIER STRUCTURE AND CONNECTION BOX IN F_16 (LIGHT GOLD FINISH). SHADES IN FABRICS 20 LIGHTS TYPE E14



4112-GG-MN CHANDELIER 3 SHADES COMPOSITION STRUCTURE AND CONNECTION BOX IN F_16 (LIGHT GOLD FINISH). SHADES IN NICKEL METAL MESH AND FABRIC 10 LIGHTS TYPE E14

4112-GG-MR CHANDELIER STRUCTURE AND CONNECTION BOX IN F_16 (LIGHT GOLD FINISH). SHADES IN COPPER METAL MESH AND FABRIC 10 LIGHTS TYPE E14

4112-GG-22 CHANDELIER STRUCTURE AND CONNECTION BOX IN F_16 (LIGHT GOLD FINISH). SHADES IN FABRICS 10 LIGHTS TYPE E14

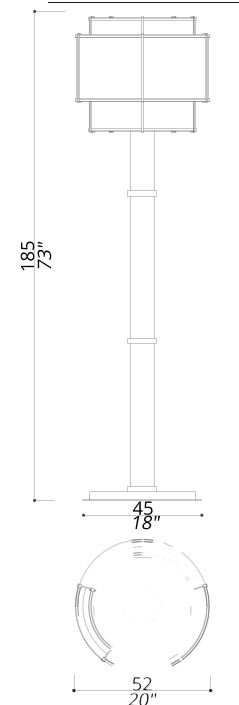
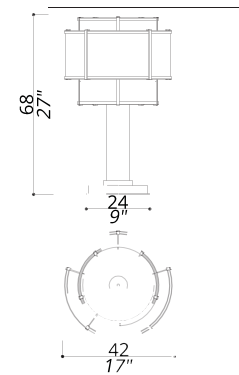
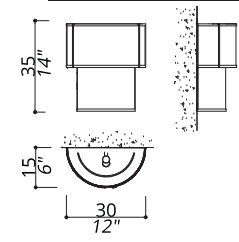
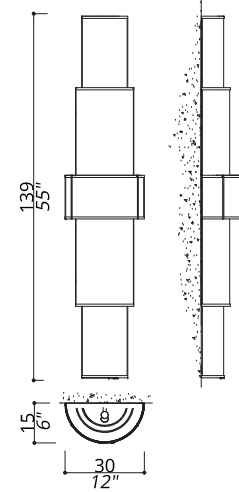


4113-GG-MN SUSPENSION 3 SHADES COMPOSITION STRUCTURE AND CONNECTION BOX IN F_16 (LIGHT GOLD FINISH). SHADES IN NICKEL METAL MESH AND FABRIC 4 LIGHTS TYPE E14

4113-GG-MR SUSPENSION STRUCTURE AND CONNECTION BOX IN F_16 (LIGHT GOLD FINISH). SHADES IN COPPER METAL MESH AND FABRIC 4 LIGHTS TYPE E14

4113-GG-22 SUSPENSION STRUCTURE AND CONNECTION BOX IN F_16 (LIGHT GOLD FINISH). SHADES IN FABRICS 4 LIGHTS TYPE E14

NEST

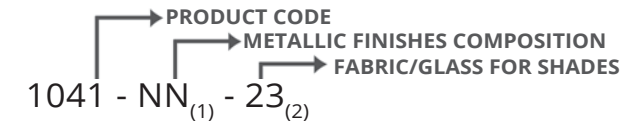


4121-GG-MN	WALL LAMP	5 SHADES COMPOSITION STRUCTURE AND CONNECTION BOX IN F_16 (LIGHT GOLD FINISH). SHADES IN NICKEL METAL MESH AND FABRIC	10 LIGHTS TYPE E14
4121-GG-MR	WALL LAMP	STRUCTURE AND CONNECTION BOX IN F_16 (LIGHT GOLD FINISH). SHADES IN COPPER METAL MESH AND FABRIC	10 LIGHTS TYPE E14
4121-GG-22	WALL LAMP	STRUCTURE AND CONNECTION BOX IN F_16 (LIGHT GOLD FINISH). SHADES IN FABRICS	10 LIGHTS TYPE E14
4122-GG-MN	WALL LAMP	STRUCTURE AND CONNECTION BOX IN F_16 (LIGHT GOLD FINISH). SHADES IN NICKEL METAL MESH AND FABRIC	2 LIGHTS TYPE E14
4122-GG-MR	WALL LAMP	STRUCTURE AND CONNECTION BOX IN F_16 (LIGHT GOLD FINISH). SHADES IN COPPER METAL MESH AND FABRIC	2 LIGHTS TYPE E14
4122-GG-22	WALL LAMP	STRUCTURE AND CONNECTION BOX IN F_16 (LIGHT GOLD FINISH). SHADES IN FABRICS	2 LIGHTS TYPE E14
4131-GG-MN	TABLE LAMP	STRUCTURE IN F_16 (LIGHT GOLD FINISH). SHADES IN NICKEL METAL MESH AND FABRIC. CALACATTA MARBLE BASE	4 LIGHTS TYPE E14
4131-GG-MR	TABLE LAMP	STRUCTURE IN F_16 (LIGHT GOLD FINISH). SHADES IN COPPER METAL MESH AND FABRIC. CALACATTA MARBLE BASE	4 LIGHTS TYPE E14
4131-GG-22	TABLE LAMP	STRUCTURE IN F_16 (LIGHT GOLD FINISH). SHADES IN FABRICS. CALACATTA MARBLE BASE	4 LIGHTS TYPE E14
4141-GG-MN	FLOOR LAMP	STRUCTURE IN F_16 (LIGHT GOLD FINISH). SHADES IN NICKEL METAL MESH AND FABRIC. CALACATTA MARBLE BASE	6 LIGHTS TYPE E14
4141-GG-MR	FLOOR LAMP	STRUCTURE IN F_16 (LIGHT GOLD FINISH). SHADES IN COPPER METAL MESH AND FABRIC. CALACATTA MARBLE BASE	6 LIGHTS TYPE E14
4141-GG-22	FLOOR LAMP	STRUCTURE IN F_16 (LIGHT GOLD FINISH). SHADES IN FABRICS. CALACATTA MARBLE BASE	6 LIGHTS TYPE E14

KEY

CODE STRUCTURE

The codes indicated in the present catalogue are formed by three parts:
The first for the product, the second for the composition of different metallic finishes and the third for the fabric of the shades. Details about composition of metallic finishes and fabrics are listed in the corresponding lists (Metallic Finishes, Shade Fabrics).
*I codici indicati nel presente catalogo sono formati da tre parti:
Il primo per l'articolo, il secondo per la composizione di differenti finiture metalliche, il terzo per tessuti per paralumi.
I dettagli sulle finiture che formano le differenti composizioni finiture e sui tessuti sono riportati nelle successive tabelle (Metallic Finishes, Shade Fabrics).*



(1) SELECTION OF FINISH COMBINATIONS

BB | COMBINATION OF BRASS FINISHES

Includes at least two of the following: **F_10** natural brass, **F_12** brushed&burnished brass, **F_13** burnished copper finishes.

NN | COMBINATION OF NICKEL FINISHES

Includes at least two of the following: **F_31** polished nickel, **F_33** satin nickel, **F_35** antiqued nickel, **F_41** polished black nickel and **F_45** brushed black nickel finishes.

GG | COMBINATION OF GOLD FINISHES

F_14 polished gold, **F_15** satin gold, **F_16** light gold finishes.

GJ GK GC | COMBINATION OF GOLD FINISHES AND COLORED COATING

Includes the following: **F_14** polished gold, **F_15** satin gold, **F_16** light gold finishes; **L_55** beige, **L_56** black matte, **L_57** white coatings.

NN | COMBINATION OF NICKEL FINISHES

F_31 polished nickel, **F_33** satin nickel, **F_35** antiqued nickel finishes.

NJ NK NC | COMBINATION OF NICKEL FINISHES AND COLORED COATING

Includes the following: **F_31** polished nickel, **F_33** satin nickel, **F_35** antiqued nickel finishes; **L_55** beige, **L_56** black matte, **L_57** white coatings.

DN | COMBINATION OF DARK NICKEL FINISHES

F_41 polished black nickel, **F_45** brushed black nickel finishes.

RR | COMBINATION OF COPPER FINISHES

F_21 polished copper, brushed copper finishes.

RJ RK RC | COMBINATION OF COPPER FINISH AND COLORED COATING

Includes the following: **F_21** polished copper finish; **L_55** beige, **L_56** black matte, **L_57** white coatings.

GW NW | COMBINATION OF GOLD FINISH OR NIKEL FINISH AND EBONY WOOD

F_15 satin gold finish or **F_35** antiqued nickel finish and ebony wood.

For the complete finish list, please see **Finishes**.

(2) SELECTION OF SHADE OPTIONS

For the complete fabric list, please see **Fabrics**.

X | Fume' glass sticks.

S | Satin glass shades.

TC AC FC BC | Transparent, Amber, Fumè or Blue Crystal shades.

MR | metallic copper net shades.

Requests of finishes, fabrics, crystals, marbles which are different from what specified in the price-list and from what shown in the pictures of the catalogue might result into price changes.

FABRICS



TS_01
Ivory crepon
Crepon avorio




TS_02
Beige crepon
Crepon beige



TS_04
White pongè
Pongè bianco




TS_05
Ivory pongè
Pongè avorio



TS_08
White parchment
Pergamena bianca




TS_06
White chinette
Chinette bianco



TS_07
Pink chinette
Chinette rosa



TS_10
Light gray shantung
Shantung grigio chiaro



TS_11
Ivory shantung
Shantung avorio




TS_09
Ivory parchment
Pergamena avorio



TS_22
Ivory trevira wave
Rete trevira avorio




TS_23
Silver trevira wave
Rete trevira argento




TS_24
Gold trevira wave
Rete trevira oro



TS_25
Black trevira wave
Rete trevira nera




TS_27
Beige linen
Lino beige



TS_35
Light gray linen
Lino grigio chiaro



TS_26
Chestnut brown satin
Raso marrone castagna



TS_28
Ivory satin
Raso avorio




TS_29
Gray satin
Raso grigio




TS_30
Beige satin
Raso beige



TS_41
Sage green satin
Raso verde salvia



TS_32
Hazel satin
Raso nocciola



TS_33
Pink satin
Raso rosa



TS_31
Cream satin
Raso crema



TS_42
Blue satin
Raso blu

FINISHES



F_16
Polished light gold finish
Finitura oro chiaro lucido



F_14
Polished gold finish
Finitura oro lucido



F_21
Polished copper finish
Finitura rame lucido



F_15
Satin gold finish
Finitura oro satinato




F_10
Natural Brass
Ottone Naturale



F_12
Brushed&burnished brass
Ottone brunito&spazzolato



F_13
Burnished copper finish
Finitura rame brunito



F_41
Polished black nickel finish
Finitura nickel nero lucido




F_45
Brushed black nickel finish
Finitura nickel nero spazzolato



F_31
Polished nickel finish
Finitura nickel lucido




F_33
Satin nickel finish
Finitura nickel satinato



F_35
Antiqued nickel finish
Finitura nickel anticato



F_57
White finish
Verniciatura bianca



F_56
Black matte finish
Verniciatura nero matte



F_55
Beige finish
Verniciatura beige

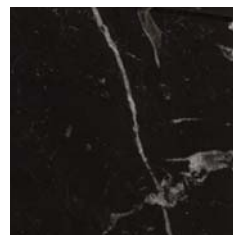
MARBLES



PORTORO



CALACATTA



MARQUINIA



CARRARA



TRAVERTINO



BARDIGLIO


CREDITS

DESIGN | EMANUELA BENEDETTI
Collections **Eterea, Soave, Anima**


DESIGN | ANTONIO MINUTELLA
Collection **Nest**

DESIGN | MAURIZIO ARENA
Collections **Flute, Crea, Bloom, Flaire, Marble Flaire, Top, Top Glass, Glam, Trapeze, Grace, Saba, Flow, New Flow, Shade, New Shade, Shine**

LEATHER



GALUCHAT
Dark Gray
Collection Flute



GALUCHAT
Ochre
Collection Flute



GALUCHAT
Light Green
Collection Flute



LEATHER
Gray
Collection Eterea



LEATHER
Black
Collection New Flow

PHOTOGRAPHY | FRANCESCO BEDINI

Except for following:

PHOTOGRAPHY | PATRICK JOHN STEINER
EDITING & POST PRODUCTION | SAMUELE MANCINI
Intro to Collections Eterea, Soave, Anima at pages 10-26-32

PHOTOGRAPHY | ANTONIO SABA, *IHDG SHOWROOM DUBAI*
Collection Anima interiors view and intro to Collection Saba at pages 34&35-114


DESIGN | ART HALL, *PRIVATE PROJECT MOSCOW*
Intro to Collection Flow at page 48

DESIGN | PROPHILO, *EXPO MILAN*
Intro to Collection Crea at page 142

CRYSTALS



CRYSTALS
Transparent
Collections Eterea, Anima



CRYSTALS
Amber
Collections Eterea, Anima



CRYSTALS
Fumè
Collections Eterea, Anima



CRYSTALS
Blue
Collections Eterea, Anima

PRINTING | TAP GRAFICHE
San Gimignano, 2018



OFFICINA LUCE

is a trademark of issarch srl.

All concepts, designs, arrangements, drawings and specifications are owned by and are the property of issarch srl. Issarch srl reserves the right to change, at any time and without prior warning, the technical specifications of any product illustrated in this catalogue.

ISSARCH SRL

VIA VANNETTI DONNINI, 71

59100 PRATO (PO)

ITALY

WWW.OFFICINA-LUCE.COM

T: +39 0574 054529 | E: INFO@OFFICINA-LUCE.IT